

ダイキン
PARTSLIST
パーツリスト

Marine Type Container
Refrigeration & Heating Unit

海上コンテナ冷凍装置

Model

LXE 10E-A

DAIKIN INDUSTRIES, LTD.

TR07-15

Important information regarding the refrigerant used

This product contained greenhouse gases covered by Kyoto Protocol.

Do not vent gases into atmosphere.

Refrigerant type : R134a

GWP (1) value : 1300

(1) GWP=global warming potential

The refrigerant quantity is indicated on the unit name plate.

ORDERING INSTRUCTIONS

The parts list contains the standard parts of the DAIKIN Marine Type Container Refrigeration Units.

Please read the following items before using the list.

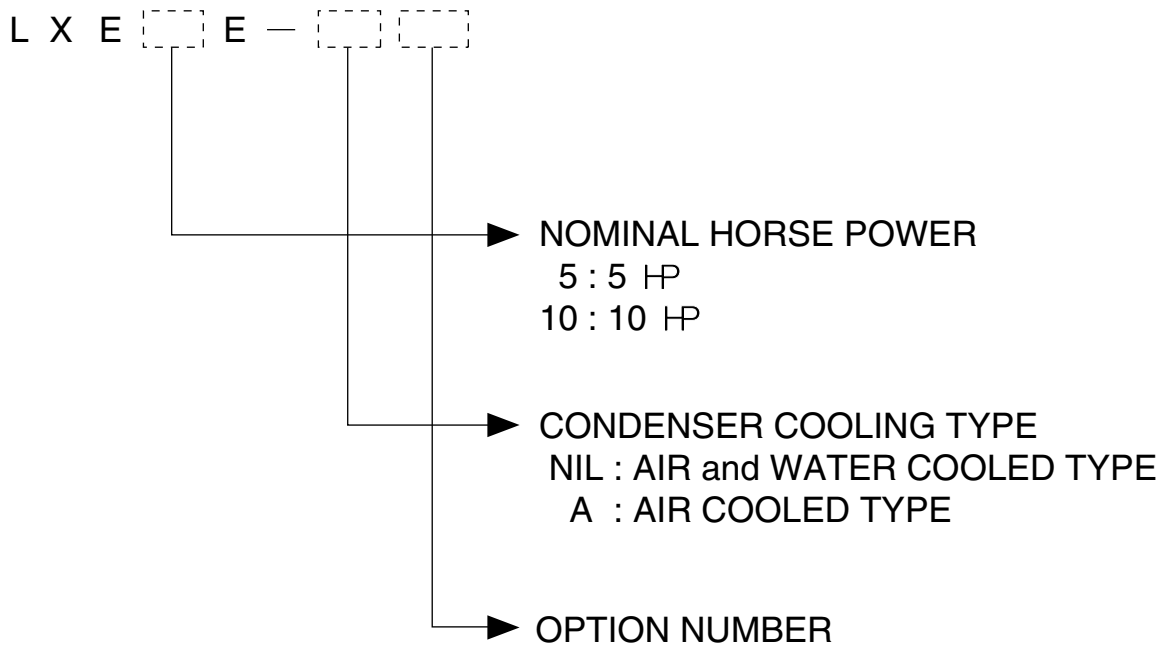
1. When ordering the parts, refer the Service manual・Parts list "Optional functions" for each model, and be sure to specify the model No., the name of part and the type of part. When ordering the parts for which no parts NO. is shown in the PARTS NO. column, be sure to describe DWG.NO..
2. The list shows the parts only for replacement or repairing at the job site. Certain parts require a production lead time or are supplied as a set, so please contact with the nearest DAIKIN PARTS CENTRE.
3. Index symbols;
Meaning of the ranking A,B and C are as follows;
A. The most important spare parts
 1. The parts whose malfunction cause fatal damage to the unit.
 2. The parts with high risk of malfunction.
 3. The parts that are worn out after an extended service period.B. The important spare parts next to A, but the risk of malfunction is not so high.
C. The parts with low risk of malfunction, but recommendable to stock to cope with damage during handling of container box and long delivery time, etc.
The parts without A, B and C mark is the parts whose necessity is not so high under normal operation.

パーツリスト使用上の注意

このパーツリストはダイキン海上コンテナ冷凍装置の標準部品を集録してあります。パーツリスト使用にあたっては、必ず次の注意事項をご一読の上使用していただくようお願いいたします。

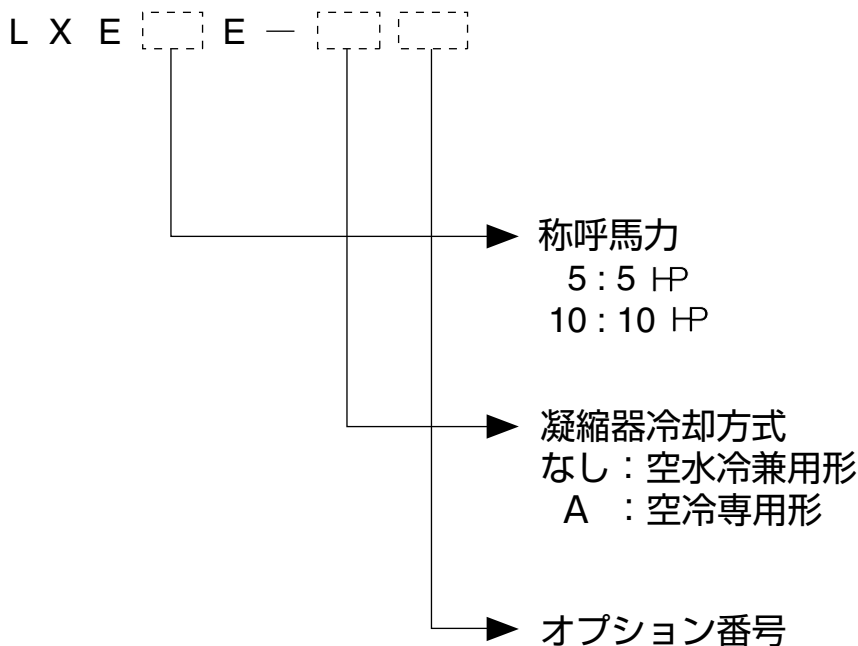
1. 部品のご注文の際は機種毎のサービスガイド・パーツリスト“オプション機能編”を参照の上、機種名、部品番号、および部品名、形式を必ずご指定ください。
なお、部品番号欄が空白になっている部品は、図面番号で指示願います。
2. 掲載部品の範囲は、あくまでも現地にて分解修理できるところまで記載しております。一部部品につき納期のかかるものおよびセット単位となるものもありますので、お近くのダイキンパーツセンター又はサービスステーションに相談願います。
3. INDEXの説明
INDEXのA、B、Cの意味は下記の通りです。
A. 最も重要な部品
 1. 故障した場合に最も重大な損害を与えると思われる部品
 2. 故障の確率が高いと思われる部品
 3. 長期の使用で摩耗して使用できなくなる部品B. 故障発生確率は高くはないが、Aについて重要な部品
C. 故障発生確率は低いが、コンテナボックスの運搬中の事故や、部品の納期が長期になるとされる等の理由で、在庫をお勧めする部品
A,B,Cマークの無い部品は、通常の運転では必要性は高くない部品です。

Denomination of Model Name



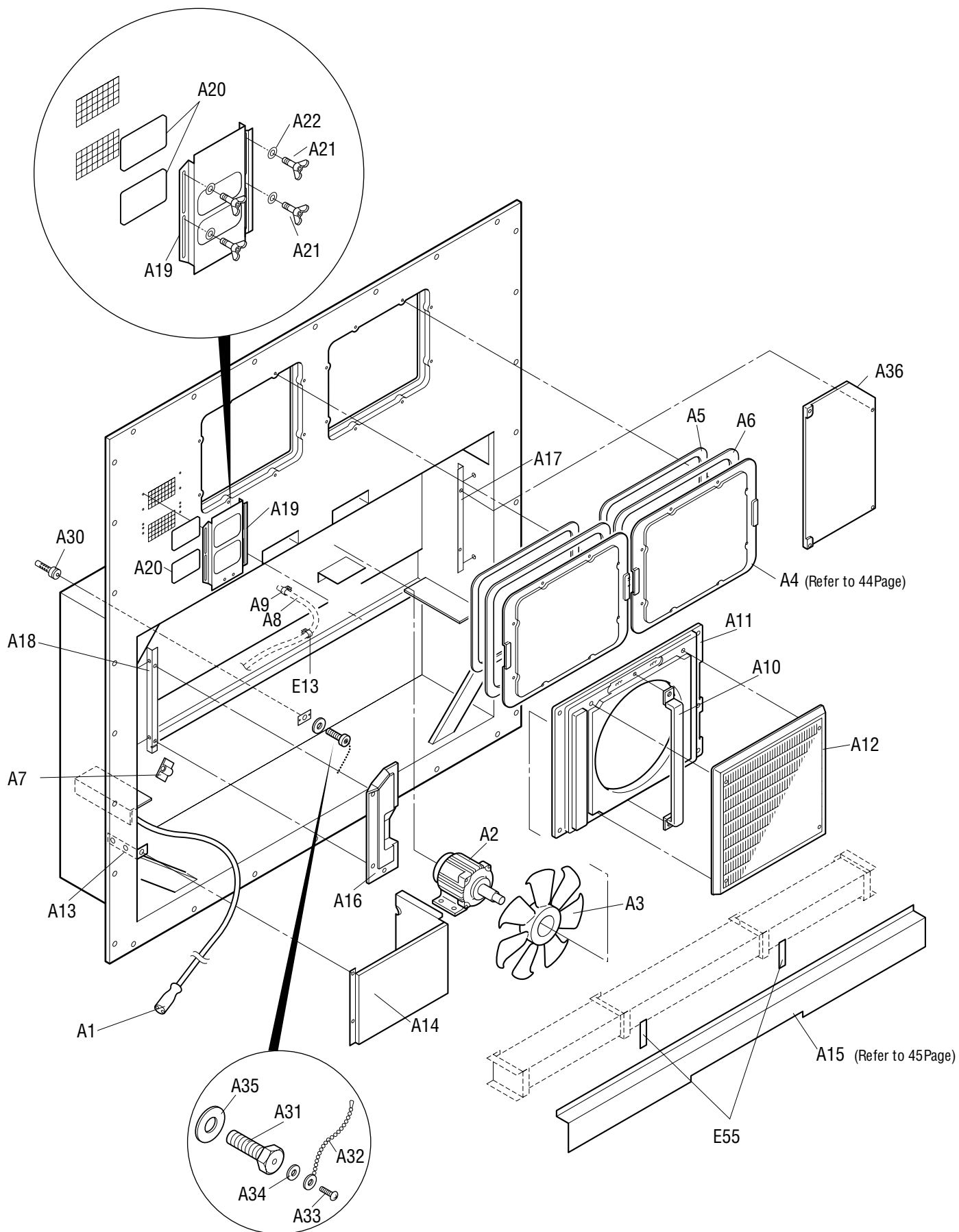
Note) "R" GIVEN AFTER OPTION NUMBER STANDS FOR "REVISION" AND IT IS GIVEN FOR THE UNIT WHICH IS SPECIALLY MODIFIED.

機種名について

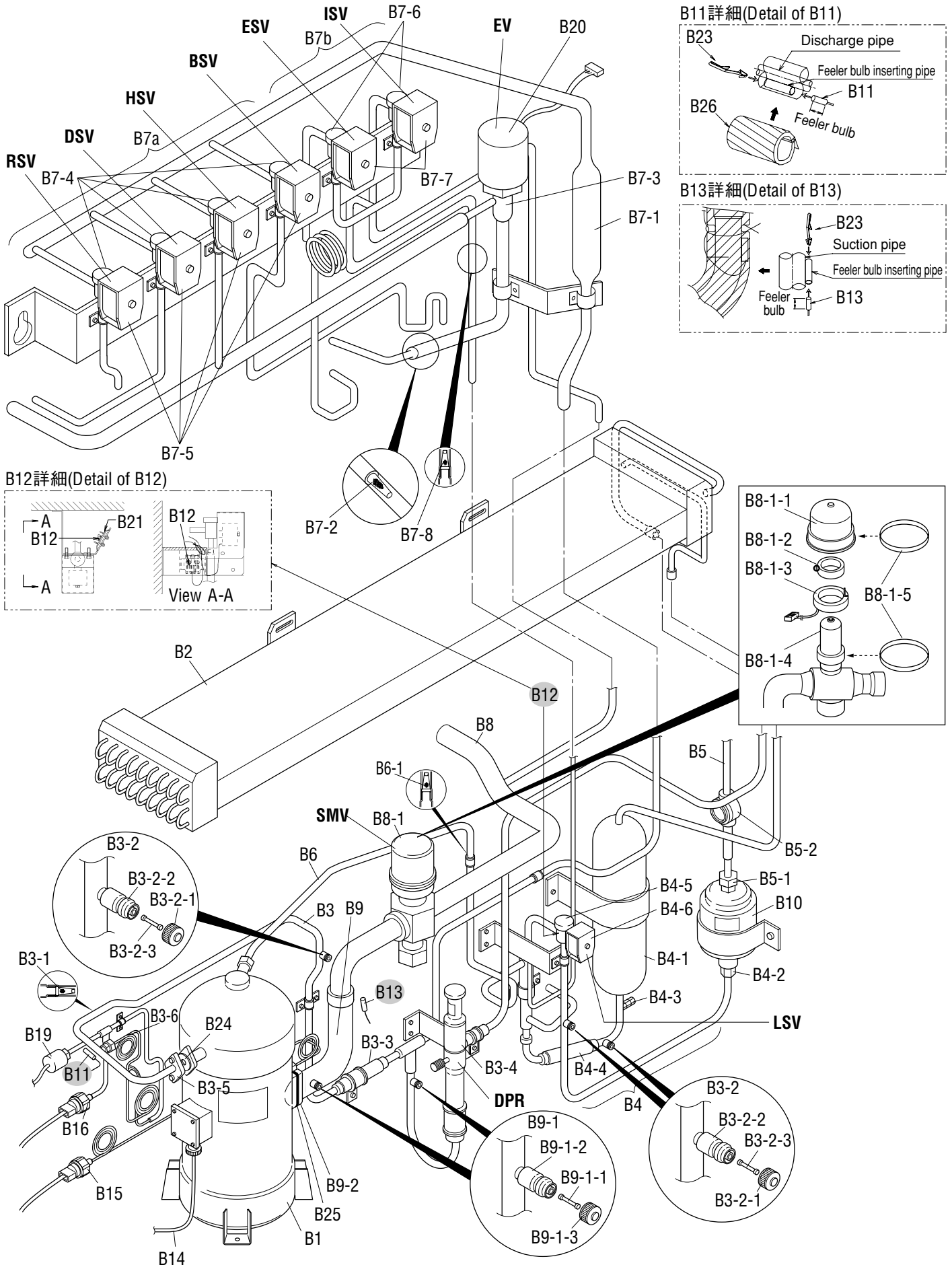


注) オプション番号の後に R がつく機種は、改造機で、特別な仕様が加えられていることを意味します。

1. Standard Parts List	
標準パーツリスト	
A. Parts related with the unit(outside)	4
庫外関連部品	
B. Parts related with refrigerant piping(outside)	6
庫外冷媒配管関連部品	
C. Parts related with the unit(inside)	10
庫内関連部品	
D. Parts related with refrigerant piping(inside)	12
庫内冷媒配管関連部品	
E. Other parts(Pipe clamp, sealing and insulation material etc.)	14
その他部品 (配管固定具、シール材、防熱材等)	
F. Control box	22
コントローラボックス	
G. Parts related with name plate	30
銘板関連	
H. Parts related with option 1 – Recorder box	32
オプション関連部品 1 - レコーダボックス	
I. Parts related with option 2 – USDA	36
オプション関連部品 2 - USDA関連	
J. Parts related with option 3 – MODEM	38
オプション関連部品 3 - モデム	
K. Parts related with option 4 – Others	40
オプション関連部品 4 - その他	
1. Indoor fan guard 庫内ファンガード	
2. Evaporator coil 蒸発器コイル組立品	
L. List of size for standard pipe clamp	42
配管固定具サイズ表	
1. Resin clamp 樹脂バンド	
2. Tube clamp 管止金	
3. Cushion rubber for pipe clamp 管止金用緩衝ゴム	
M. Note for ordering spare parts	44
部品発注の際の注意事項	
1. Parts recommended to be ordered together with packing, gasket, sealing material and name plate 発注の際にパッキングやシール材、銘板等の同時発注を推奨する部品	
2. Order for motorized valve, solenoid valve and pressure regulating valve 電動弁・電磁弁・圧力調整弁の発注	
3. Order for pressure transducer 圧力センサーの発注	
4. Order for temperature sensor 温度センサーの発注	
N. Measuring and adjusting tools	49
測定調整用工具	
1. Tools for emergency operation 緊急運転用工具	
2. Personal computer cable (for DCCS) パソコンケーブル(DCCS用)	
2. Electronic Controller (DECOS III c, and III d) Integration of a'ssy	52
電子コントローラ (DECOS III c, III d) A'ssyの統合	61
3. Main parts used for individual models	71
各機種毎に使用されている主要部品	



NO. 符号	INDEX	PARTS NO. 部品番号	PARTS NAME	部品名称	DWG. NO. 図面番号	TYPE SPECIFICATION 形式 仕様	QTY/UNIT 1台当たりの 所要数	REMARKS 備考
A1		1448270	Power plug	電源プラグ	3P109727-1		1	
A2	A	0954936	Condenser fan motor	凝縮器電動機	3P005566-1		1	
A3	B	0980618	Fan Brake(outside)	ブロペラファン (庫外側)	2P004956-1	P44H11S	1	
A4	C	1612576	Access panel(FRP)	サービス扉組立品	1P006678-5		2	Refer to Page44
A5		1266207	Cushion material(access panel)	クッション材 (サービス扉)	3P033608-1		2	Refer to Page44
A6		1196113	Sealing material(access panel)	シール材 (サービス扉)	3P001640-2		2	Refer to Page44
A7		1779734	Wire clamp	電線止め金	4P090422-2		1	
A8	C	1266199	Drain hose	ドレンホース	3P011299-1	For trap type	1	
A9		537320	Hose band	ホースバンド	R4716528-3		1	
A10		1813689	Fan guide stay(center)	ファンガイドステー (中央)	3P007593-1		1	
A11		1588356	Fan guide(outside)	ファンガイド (庫外側)	1P050906-6		1	
A12	C	1588349	Discharge grill	吹出グリル	1PA53427-6		1	
A13		1369663	Mounting plate 2, cable storage	ケーブル収納部取付板 2	4P006981-2		1	
A14		1564660	Cabel holding sheet metal	ケーブル収納部板金(圧縮機前板:有/無共用)	3P128458-1		1	
A15		1739286	Front plate(CA)	前板 (C A)	2P173133-1		1	Refer to Page45
A16		1600504	C,BOX Front plate	コントロールボックス前板(左)	2P093861-5		1	
A17		1661338	Fixing plate	外板取付板 (1)	3P170539-1		1	
A18		1661321	Fixing plate	外板取付板 (2)	3P170535-1		1	
A19	B	0981060	Ventilation cover	換気口蓋	3P003175-1		1	Refer to Page45
A20		1266221	Sealing material(ventilator)	シール材 (換気口)	4P016185-1		2	Refer to Page45
A21		1775446	Wing bolt	蝶ボルト	4P048681-2		4	
A22		0275145	Plain washer(Woods round type)	平座金 (木材用丸)	4SK07006-6	M6	23	
A30		1496820	Protection cover(2)	温度計挿入口保護カバー (2)	4P085921-2		1	
A31		1266238	Hexagon head bolt	P C 六角ボルト	R4290921-125	M12X25	1	
A32		1386930	Latch(victor chain)	掛金 (ビクターチェーン)	4P063801-1		1	
A33		1775453	Tapping screw	タッピンネジ	4SK05064-10		1	
A34		844012S	Plain washer	平座金	4SK07005-3	M3SUS	22	
A35		1267084	Gasket, resin bolt	パッキン樹脂ボルト用	4PA63573-1		1	
A36		1787456	Front panel(right) RESIN	前板 (右) <樹脂>	2P175878-1		1	
E13		1266788	Resin clamp	樹脂バンド	NE41015-12	MILK WHITE	6	
E55		1267077	Packing for prevention of vibration	C A 前板ビビリ防止パッキン	4P050050-1		2	



NO. 符号	INDEX	PARTS NO. 部品番号	PARTS NAME	部品名称	DWG. NO. 図面番号	TYPE SPECIFICATION 形式 仕様	QTY/UNIT 1台当たりの 所要数	REMARKS 備考
B1	A	1315426	Compressor	圧縮機	JT224D-NYR		1	
B2	C	1813696	Air cooled condenser	空冷凝縮器	2P195935-1	CA-LXE10E3	1	
B3			Discharge pipe ass'y	吐出配管組立品	2P117329-1		1	
B3-1	C	1199167	Strainer	ストレーナ	4P051389-1		1	
B3-2	C	1178920	Service valve ass'y	サービスバルブ組立品	3P048905-1		3	
B3-2-1	B	117592J	Service valve cap	キャップ	3P048905-1-KU		3	
B3-2-2	B		Service valve body	本体	3P048905-1-KA		3	
B3-2-3	B	1178850	Valve core	バルブコア	3P048905-1-KI		3	
B3-3	B	0684220	Check valve	逆止弁	3SA27008-1		1	
B3-4	A	1241361	Discharge pressure regulating valve	吐出圧力調整弁	3P074558-1		1	Refer to Page46
B3-5		1266276	Flange(convex)	吐出管フランジ (凸)	4P065933-1		1	
B3-6	B	292011	Gauge joint(with check valve)	逆止弁付ゲージ接手	2PF00177-1	VCG2DA	1	
B4			Liquid receiver ass'y	受液器組立品	2P206835-2		1	
B4-1		1266283	Liquid receiver	受液器レシーバ	4P081428-1	φ 90×t1.8	1	
B4-2		013785J	Flare nut	フレアナット	4SK23011-4	FNS4 φ 12.7	1	
B4-3	A	1498035	Fusible plug	可熔栓	3SA27103-1		1	
B4-4		0299134	Filter	フィルタ	3SA26004-2		1	
B4-5	B	1787247	Solenoid valve body	電磁弁本体	3P198486-1	VPV-803DQ52	1	Refer to Page46
B4-6	A	0955287	Solenoid valve coil	電磁弁コイル	3P010453-1		1	Refer to Page46
B5			Liquid pipe ass'y	液配管組立品	3P162887-1		1	
B5-1		013785J	Flare nut	フレアナット	4SK23011-4	FNS4 φ 12.7	1	
B5-2	A	0622107	Liquid moisture indicator	モイスタチャーインジケーター	3PA51270-3	SGN12S	1	
B6			Injection tube ass'y	インジェクション管組立品	3P162892-1		1	
B6-1	C	0085296	Strainer	ストレーナ (100メッシュ)	R4697892		1	
B7a			Refrigerant pipe ass'y	冷媒配管組立品 (リース)	2P194270-1		1	
B7-1	C	1505748	Filter	フィルタ	3P011071-1		1	
B7-2	C	1490846	Strainer	ストレーナ	4P051958-1		1	
B7-3	A	125649J	Electronic expansion valve body ass'y	電子膨張弁本体組立品	2SA50010-2-KU		1	Refer to Page46
B7-4	B	1787247	Solenoid valve body	電磁弁本体	3P198486-1	VPV-803DQ52	4	Refer to Page46
B7-5	A	1266290	Solenoid valve coil	電磁弁コイル	3P010453-2		4	Refer to Page46
B7b			ISV,ESV pipe ass'y	I S V ・ E S V 配管組立品	3P178353-2		1	
B7-6	A	0088738	Nev type solenoid valve body	N E V 型電磁弁本体	R3305099-1-KI	NEV-202DXF	2	Refer to Page46
B7-7	A	1266290	Solenoid valve coil	電磁弁コイル	3P010453-2		2	Refer to Page46
B7-8	C	0964166	Strainer	ストレーナ	4P012568-1		1	
B8		1496781	Suction pipe ass'y(inside)	吸入配管組立品 (庫内)	3P071569-2		1	
B8-1	A	1254538	Suction modulating valve ass'y	吸入比例弁組立品	2P078385-1		1	Refer to Page46
B8-1-1		1270376	Upper cover, suction modulating valve	吸入比例弁カバー上	2P078385-1-KA		1	
B8-1-2		1496914	Clamp, suction modulating valve	吸入比例弁クランプ	2P078385-1-KI		1	
B8-1-3		1270390	Coil, suction modulating valve	吸入比例弁コイル	2P078385-1-KU		1	
B8-1-4		1270408	Body, suction modulating valve	吸入比例弁本体	2P078385-1-KE		1	

● When ordering the parts whose No. are not shown in the PARTS NO. column, be sure to describe DWG. NO..

● 部品番号欄が空白になっている部品は、図面番号で、指示願います。

Parts related with refrigerant piping(outside)
庫外冷媒配管関連部品

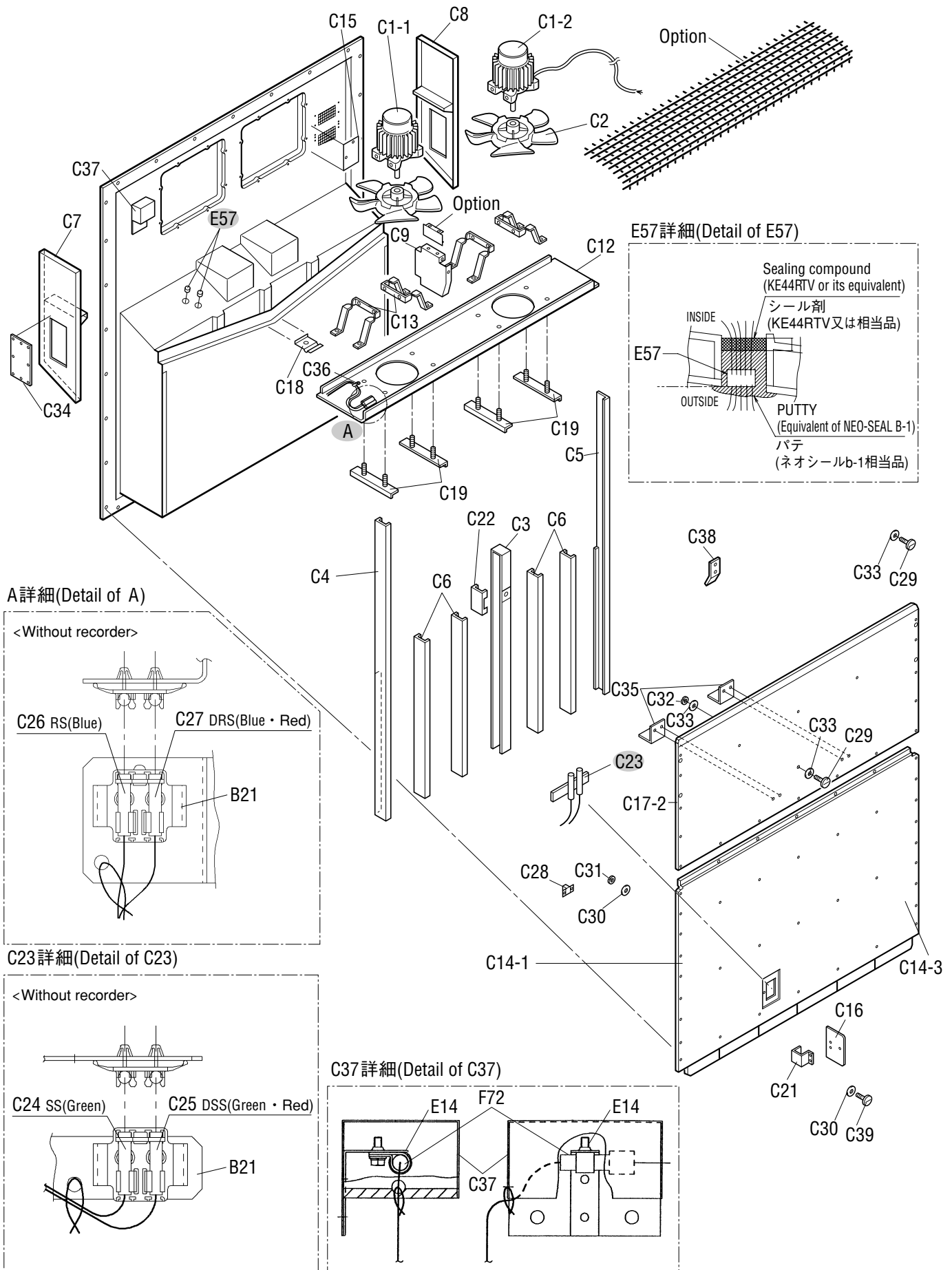
NO. 符号	INDEX	PARTS NO. 部品番号	PARTS NAME	部品名称	DWG. NO. 図面番号	TYPE SPECIFICATION 形式 仕様	QTY/UNIT 1台当たりの 所要数	REMARKS 備考
B8-1-5		1270415	Cover band, suction modulating valve	吸入比例弁カバーバンド	2P078385-1-KO		2	
B9			Suction pipe ass'y(outside)	吸入配管組立品 (庫外)	3P162880-1		1	
B9-1	C	1178937	Service valve ass'y	サービスパルブ組立品	3P048907-1		2	
B9-1-1	B	1178867	Valve core	バルブコア	3P048907-1-KI		2	
B9-1-2	B	1637498	Service valve body	本体	3P048907-1-KA		2	
B9-1-3	B	117591J	Service valve cap	キャップ	3P048907-1-KU		2	
B9-2		1266315	Square flange	角フランジ	4PA61542-1		1	
B10	A	1241385	Drier ass'y	ドライヤ組立品	3P069859-1		1	
B11	A	098332J	Sensor, discharge pipe temperature(DCHS)	吐出管用センサ (D C H S)	3SA48009-10		1	Refer to Page48
B12	A	0798321	Sensor, ambient air temperature(AMBS)	外気温度センサ (A M B S)	3PA61769-6	ST9503-6(NIL)	1	Refer to Page48
B13	A	098333J	Sensor, comp suction pipe temperature(SGS)	圧縮機吸込配管温度用センサ(S G S)	3PA61769-9	ST9503-9(white)	1	Refer to Page48
B14		1266322	Cable(compressor)	ケーブル (圧縮機)	3P063458-1		1	
B15	A	1587942	Low pressure transducer(LPT)	低圧圧力センサ (L P T)	3P141601-1	NSK-BD010F-070	1	Refer to Page47
B16	A	1587959	High pressure transducer(HPT)	高圧圧力センサ (H P T)	3P141602-1	NSK-BD030F-070	1	Refer to Page47
B19	A	1241378	High pressure switch	高圧圧力開閉器	3P071506-1		1	
B20	A	138143J	Electronic expansion valve coil	電子膨張弁コイル	2P010454-2		1	Refer to Page46
B21		1605244	Therminal fixing plate, Resin	サーミスタ固定具 (樹脂)	3P124175-1		3	
B23		0423968	Mounting spring,thermistor	サーミスタ取付バネ	4PA38890-1		3	
B24	A	0132192	Flange packing, compressor discharge	圧縮機吐出側フランジパッキン	4SK20053-4		1	
B25	A	0395032	Flange packing, compressor suction	圧縮機吸入側フランジパッキン	R4221042-1		1	
B26		1267147	Thermal insulation tube	断熱筒 (吸入弁庫外側)	4P073602-1		1	

● When ordering the parts whose No. are not shown in the PARTS NO. column, be sure to describe DWG. NO..

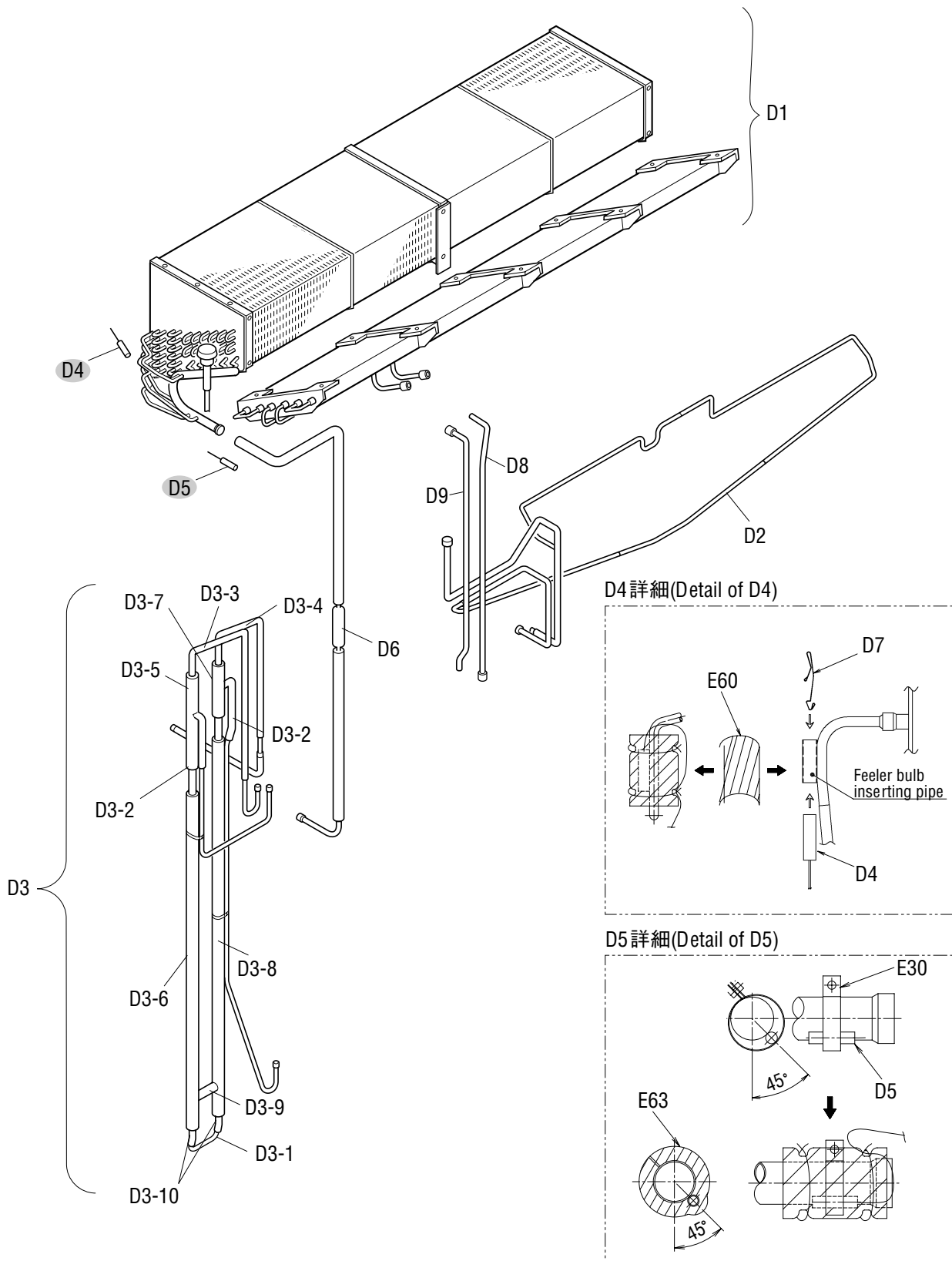
● 部品番号欄が空白になっている部品は、図面番号で、指示願います。

(TR07-15)

NO. 符号	INDEX	PARTS NO. 部品番号	PARTS NAME	部品名称	DWG. NO. 図面番号	TYPE SPECIFICATION 形式 仕様	QTY/UNIT 1台当たりの 所要数	REMARKS 備考



NO. 符号	INDEX	PARTS NO. 部品番号	PARTS NAME	部品名称	DWG. NO. 図面番号	TYPE SPECIFICATION 形式 仕様	QTY/UNIT 1台当たりの 所要数	REMARKS 備考
C1-1	A	0955340	Three phase AC fan motor	三相交流ファン電動機	3PA07524-5	SPRK91A-42	1	
C1-2	A	0955333	Three phase AC fan motor	三相交流ファン電動機	3PA07524-4	SPRK91A-42	1	
C2	B	0777519	Fan brade(inside)	プロペラファン (庫内側)	P32P11F		2	
C3		1686584	Center stay	中央ステー (裏板SUS 0.8t仕様)	3P164565-1		1	
C4		1686577	Side stay	サイドステー (1) (裏板SUS t0.8仕様)	3P164449-1		1	
C5		1701159	Side stay(2)	サイドステー (2) (裏板SUS t0.8仕様)	3P164450-1		1	
C6		1686591	Rear stay	背面ステー (型材・裏板SUS t0.8仕様)	3P165208-1		4	
C7		1700930	Casing frame, evaporator	蒸発器枠 (1) ファンカバーSUS t0.8仕様	2P164446-1		1	
C8		1700947	Casing frame, evaporator	蒸発器枠 (2) ファンカバーSUS t0.8仕様	2P164446-2		1	
C9		1726569	Fan guide fixing plate	ファンガイド固定板 (ファンカバーSUS t0.8仕様)	3P165414-1		1	
C12		1667088	Fan guide ass'y	ファンガイド組立品 (レヒート・樹脂製サームスタ)	3P166890-3		1	
C13		1667172	Set plate, fan motor	電動機取付脚	3P171676-1		4	
C14-3		1686197	Rear plate(lower)	裏板 (下) (裏板SUS t0.8仕様)	2P163839-2		1	
C15		1496990	Shield plate	遮蔽板	4P123922-1		1	
C16		1686926	Supply sensor inspection door	サプライセンサ点検蓋 (裏板SUS t0.8仕様)	4P166062-1		1	
C17-2		1686205	Rear plate(upper)	裏板 (上) (裏板SUS t0.8仕様)	2P163840-2		1	
C18		1266485	Partition plate(drain outlet)	仕切板 (ドレン出口)	4P011317-1		1	
C19		1135978	Reinforce plate, fan motor	補強板 (ファン電動機台)	4P011316-1		4	
C21		1135125	Hinge	蝶番	3P043374-1		1	
C23		1605466	Mounting plate	サプライセンサ取付板	4P144433-1		1	
C24	A	1713330	Sensor(SS)	センサー (SS)	3PA61769-16		1	Refer to Page48
C25	A	1713347	Sensor(DSS)	センサー (DSS)	3PA61769-17		1	Refer to Page48
C26	A	1713354	Sensor(RS)	センサー (RS)	3PA61769-18		1	Refer to Page48
C27	A	1713361	Sensor(DRS)	センサー (DRS)	3PA61769-19		1	Refer to Page48
C28		860015	Universal nut	自在ナット	R4713188-1		1	
C29		1685170	Pan head screw	ナベ小ネジM5SUS (±穴付)	4P167690-1		20	
C30		860005	Washer, speed bolt	スピードボルト用座金	R4713334		3	
C31		840002	Drop out prevention washer	脱落防止座金	R4718607-6		3	
C33		1685187	Washer	木材座金M5用 (φ20)	4P170127-5		21	
C34		1380848	Cover	カバー	3P090387-1		1	
C35		1496976	Rear plate(middle) fixture	裏板 (中) 固定具	4P105391-1		2	
C36		388339	Fixture	固定具	4PA11782-1		7	
C37		1862054	RH sensor mounting plate	RHセンサ固定板	3P201647-1		1	
C39		860011	Speed bolt	スピードボルト (M6)	4P048680-1		1	
B21		1605244	Therminal fixing plate, Resin	サーミスタ固定具 (樹脂)	3P124175-1		3	
E14		0508162	Resin clamp	樹脂バンド	NE41015-3		1	
E57		1267091	Wiring protection bush	配線保護ブッシュ	4P023920-1	BLACK	2	
F72		1825497	Humidity sensor(HUS)	湿度センサー	3P206144-1		1	

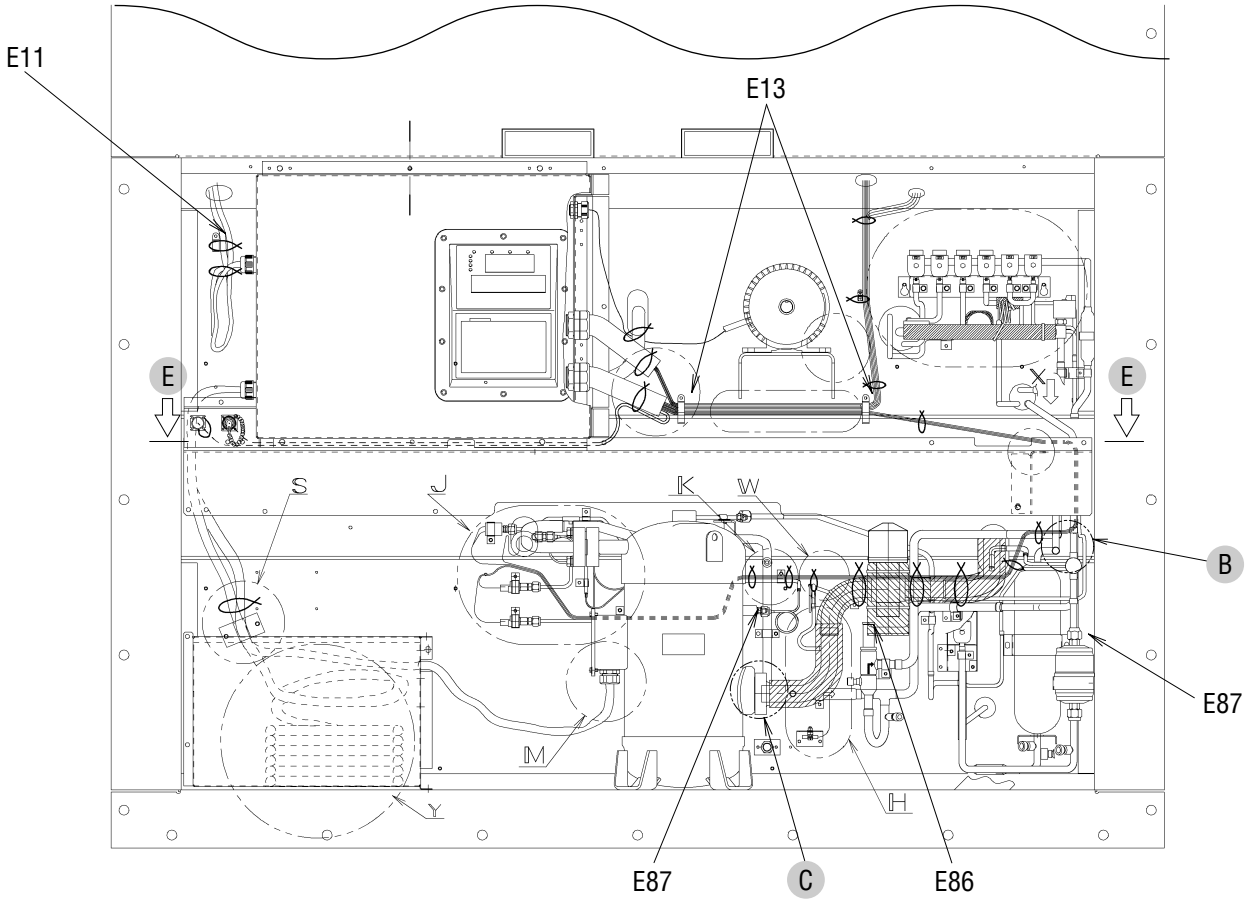


NO. 符号	INDEX	PARTS NO. 部品番号	PARTS NAME	部品名称	DWG. NO. 図面番号	TYPE SPECIFICATION 形式仕様	QTY/UNIT 1台当たりの 所要数	REMARKS 備考
D1		1787470	Evaporator ass'y	蒸発器組立品	2P195931-1	CRB-LXE10E15	1	
D2		1683934	Piping ass'y for drain pan	ドレンパン配管組立品(レヒート)	2P167639-2		1	
D3		1793778	Heat exchanger ass'y with insulation	熱交換器防露筒組立品	3P186056-2		1	
D3-1			Dowble tube heat exchanger ass'y	二重管式熱交換器組立品	2P186057-2		1	
D3-2		1549762	Insulation tube, gas pipe(1)	ガス配管(1)防露筒	3P114518-1		2	
D3-3		1683958	Insulation tube, liquid pipe(1)	液配管(1)防露筒	3P167441-1		1	
D3-4		1683965	Insulation tube, liquid pipe(2)	液配管(2)防露筒	3P167441-2		1	
D3-5		1380918	Thermal insulation tube	断熱筒(熱交外管)	4P103439-1		1	
D3-6		1380925	Thermal insulation tube	断熱筒(熱交外管)	4P103439-2		1	
D3-7		1380932	Thermal insulation tube	断熱筒(熱交外管)	4P103439-3		1	
D3-8		1380949	Thermal insulation tube	断熱筒(熱交外管)	4P103439-4		1	
D3-9		1549971	Thermal insulation, gas pipe(3)	ガス配管(3)防露筒	3P114518-4		1	
D3-10		1549988	Thermal insulation, liquid pipe(3)	液配管(3)防露筒	4P110520-2		2	
D4	A	156282J	Senser(EIS)	センサー (E I S)	3P012118-2		1	Refer to Page48
D5	A	156283J	Senser(EOS)	センサー (E O S)	3PA61769-15		1	Refer to Page48
D6		1266308	Filter	フィルタ	3P032328-1		1	
D7		0423968	Mounting spring,thermistor	サーミスタ取付バネ	4PA38890-1		3	
D8		1713967	Reheat coil inlet pipe	レヒートコイル入口管(塗装無)MS L	3P158828-2		1	
D9		1713974	Reheat coil outlet pipe	レヒートコイル出口管(塗装無)MS L	3P158829-2		1	
E30		537320	Hose band	ホースバンド	R4716528-3		1	
E60		1267293	Thermal insulation tube	断熱筒配管緩衝材	4P011309-4		2	
E63		1267154	Insulation tube, evaporater header	蒸発器ヘッダー防露筒	4P073525-1		1	

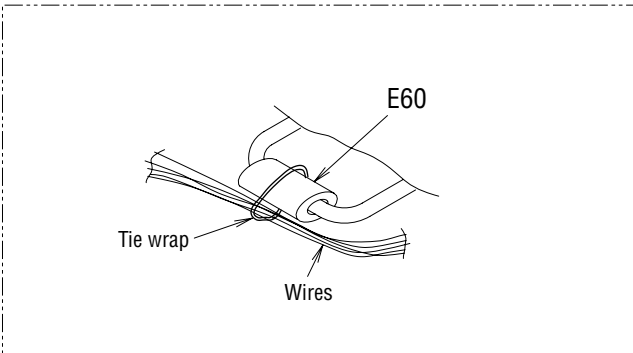
• When ordering the parts whose No. are not shown in the PARTS NO. column, be sure to describe DWG. NO..

• 部品番号欄が空白になっている部品は、図面番号で、指示願います。

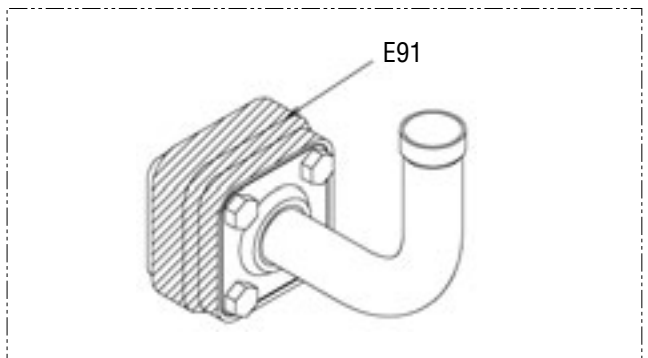
Other parts(Pipe clamp, sealing and insulation material etc.)
 その他部品 (配管固定具、シーリング材、防熱材等)



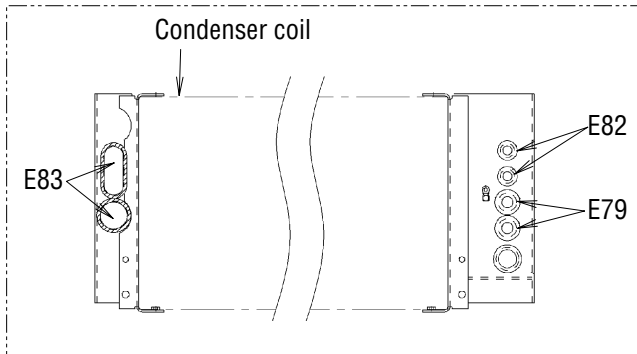
B詳細(Detail of B)



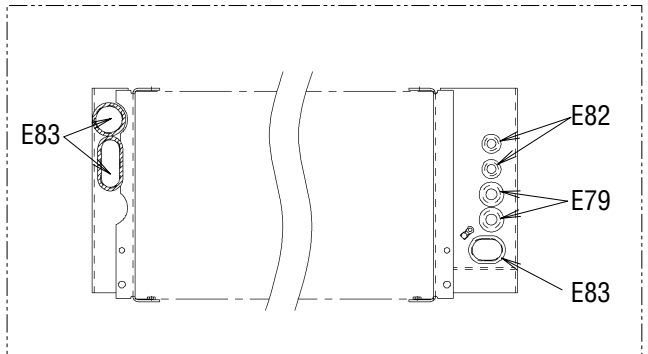
C詳細(Detail of C)



E断面(Section of E) TYPE 1



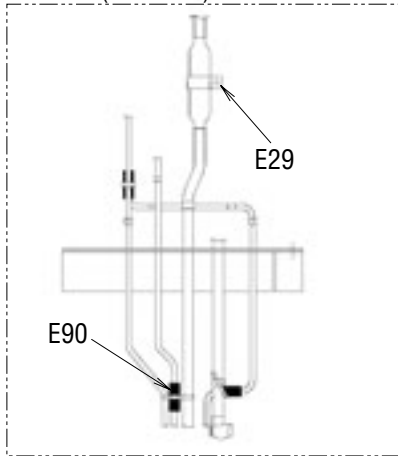
E断面(Section of E) TYPE 2



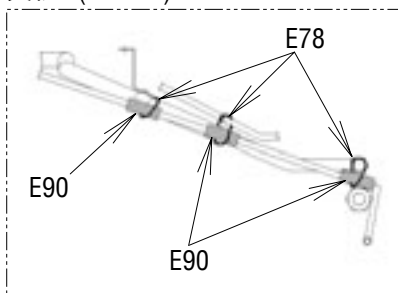
※(L = XX mm) indicates the length of cushion rubber E35.(Cut to suit pipe size.)

※(L = XX mm)と表記のものは、緩衝ゴム(E35)の長さです。(配管のサイズに合わせて切って使用ください。)

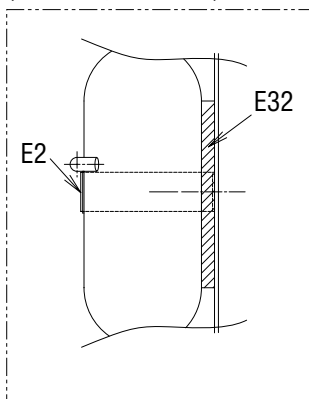
矢視A/B(View A/B)



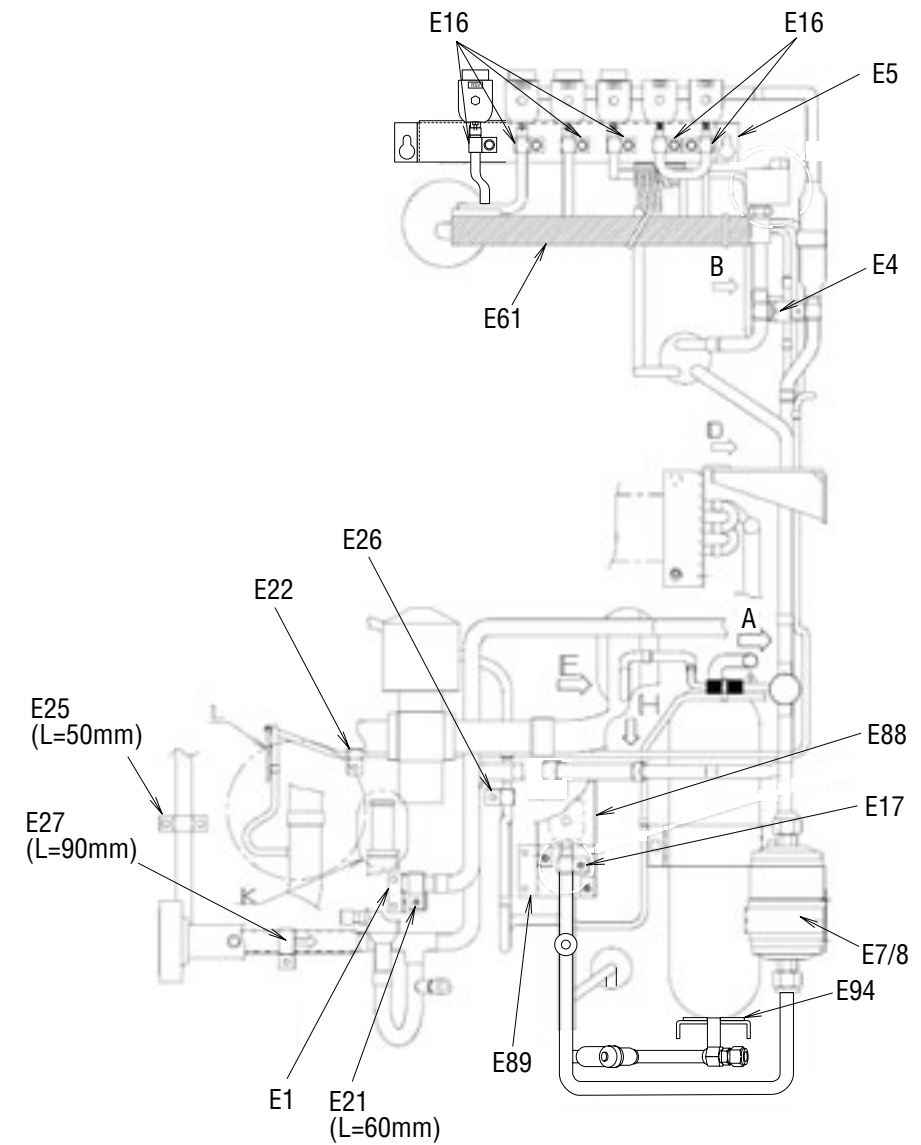
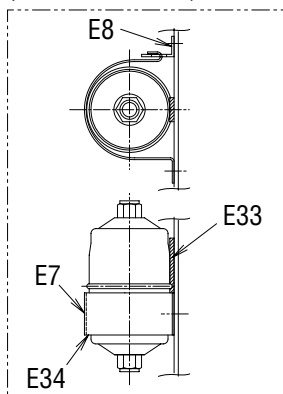
矢視D(View D)



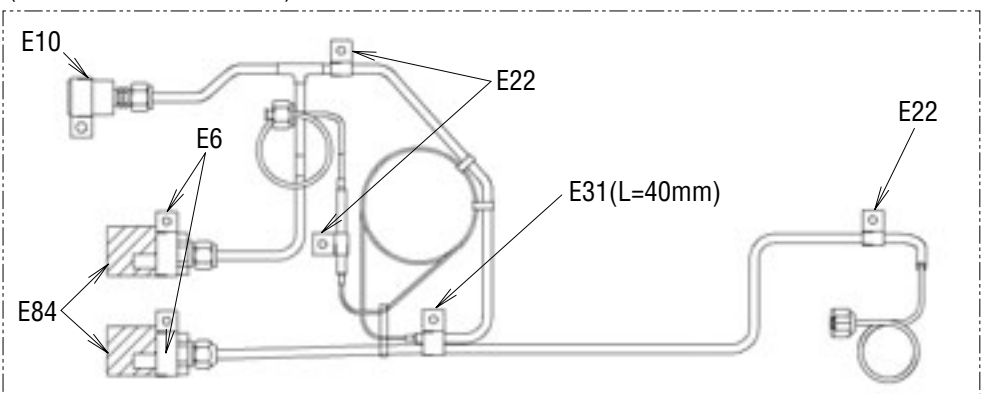
受液機器部詳細
(Receiver part detail)



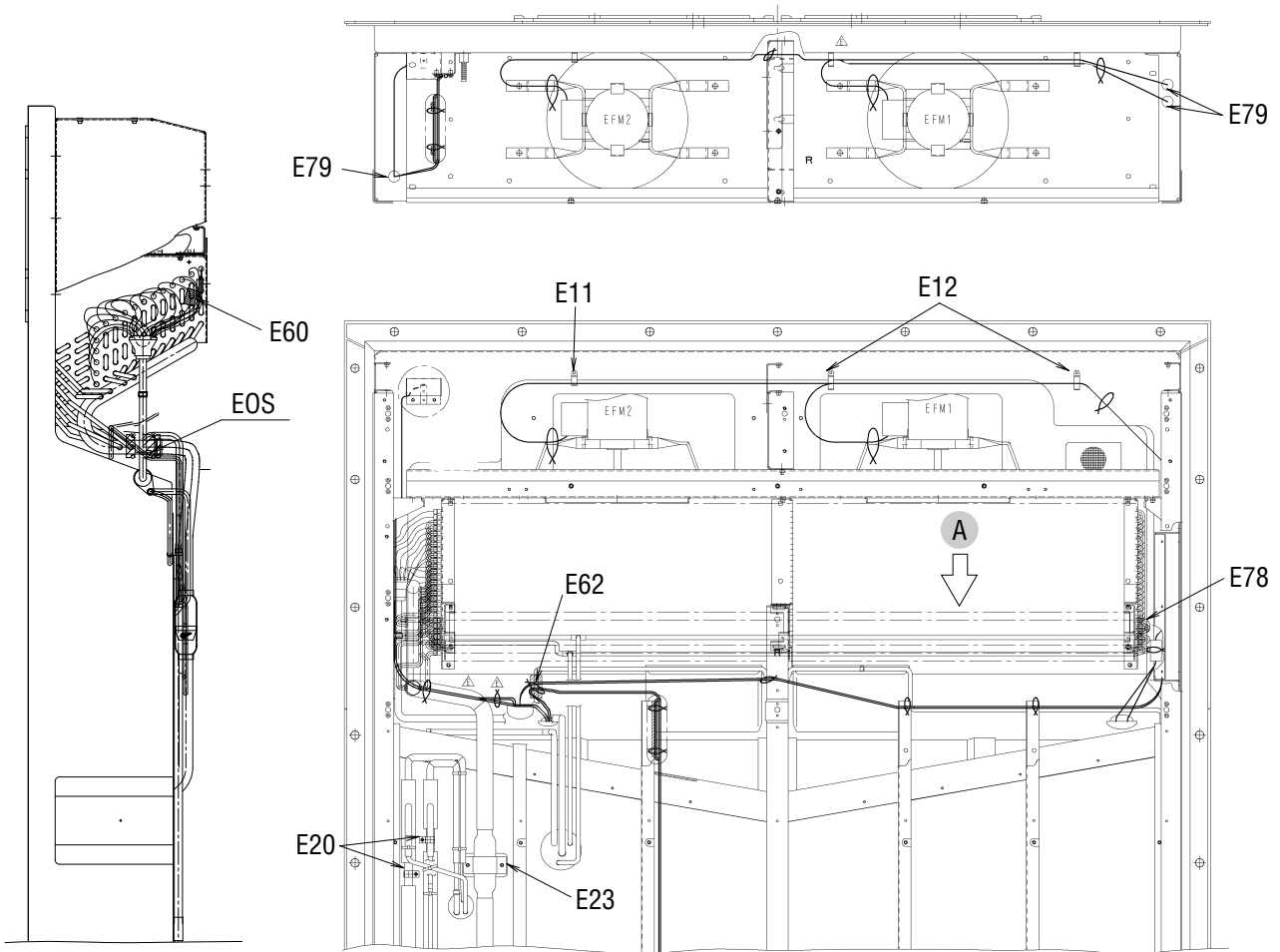
ドライヤー部詳細
(Dryer part detail)



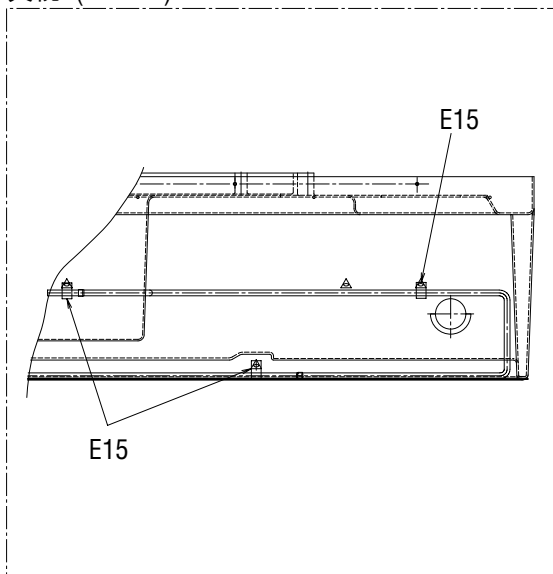
圧力センサー配管部詳細
(Pressure transducer detail)

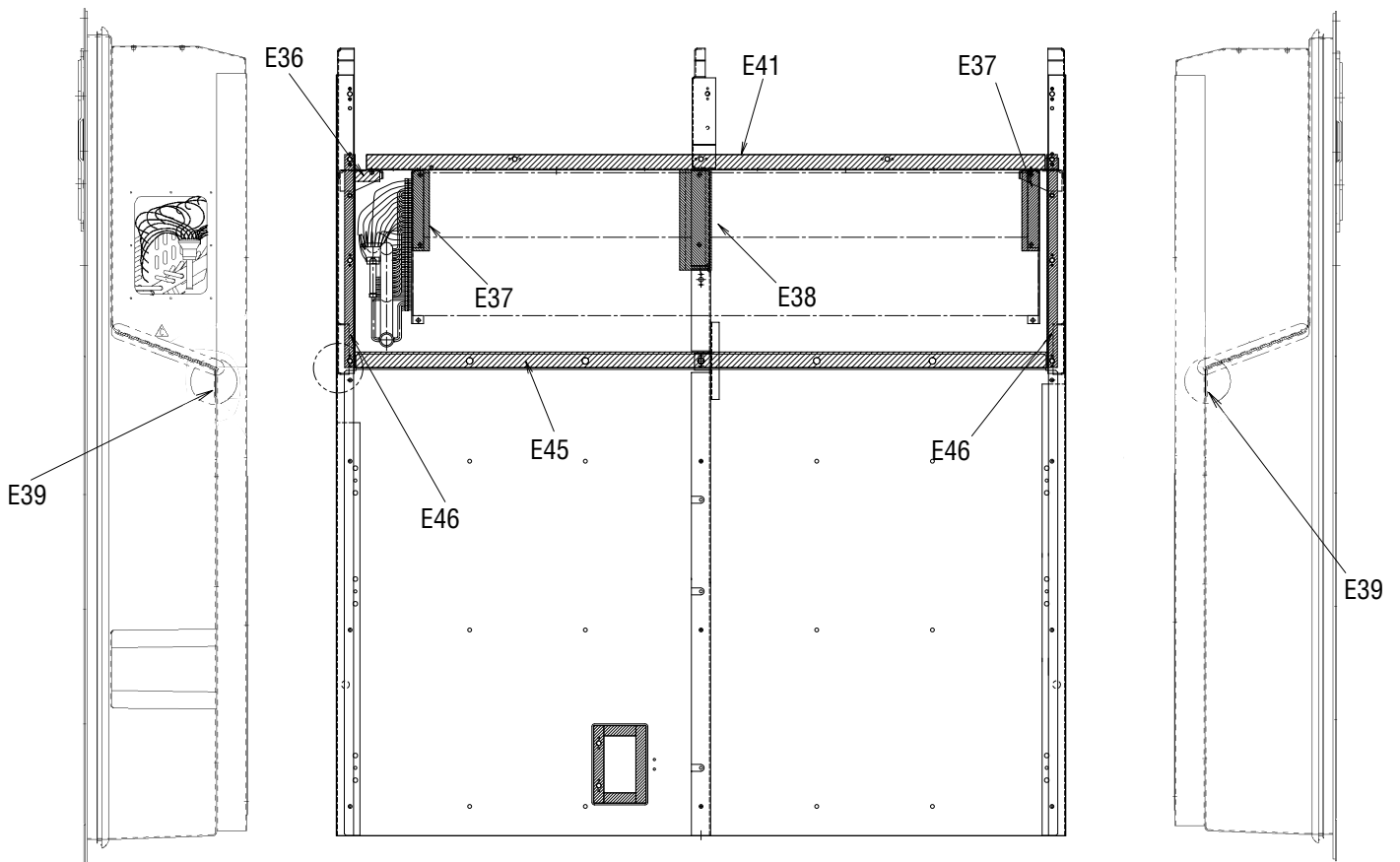
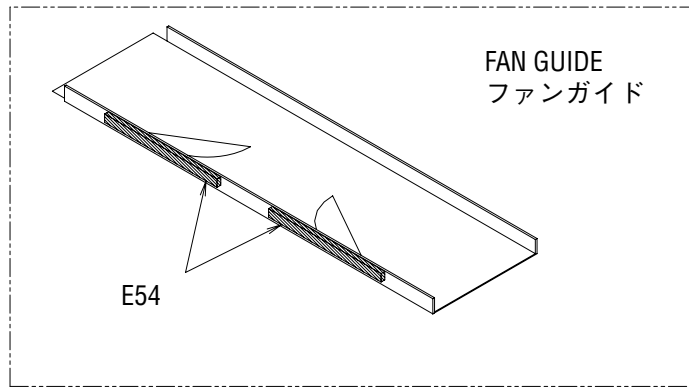


Other parts (Pipe clamp, sealing and insulation material etc.)
その他部品 (配管固定具、シール材、防熱材等)

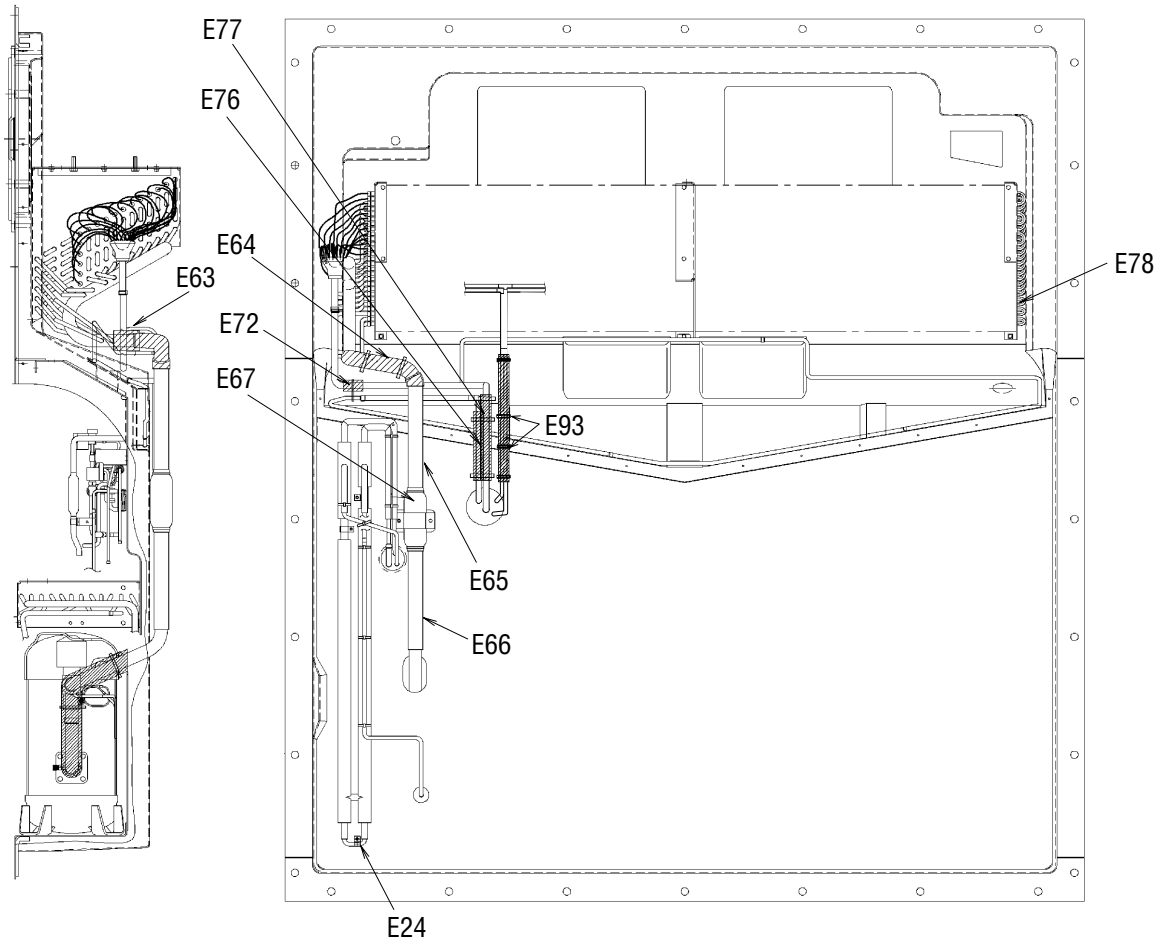
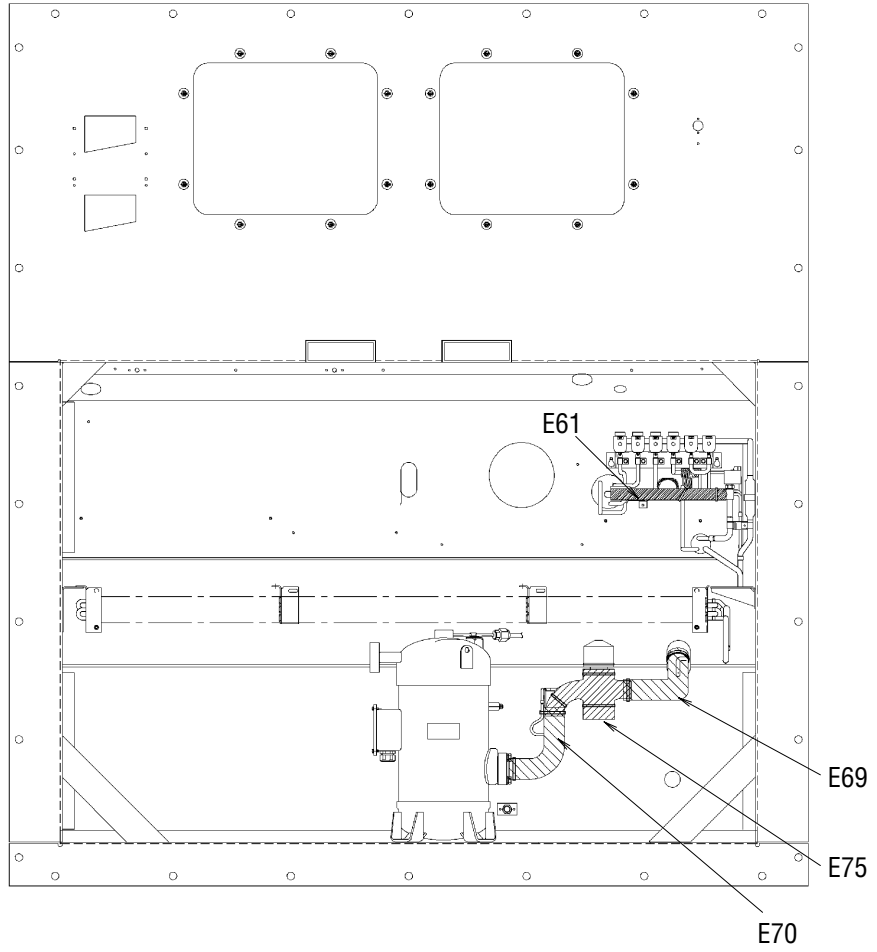


矢視A(VIEW A)





Other parts(Pipe clamp, sealing and insulation material etc.)
その他部品 (配管固定具、シール材、防熱材等)

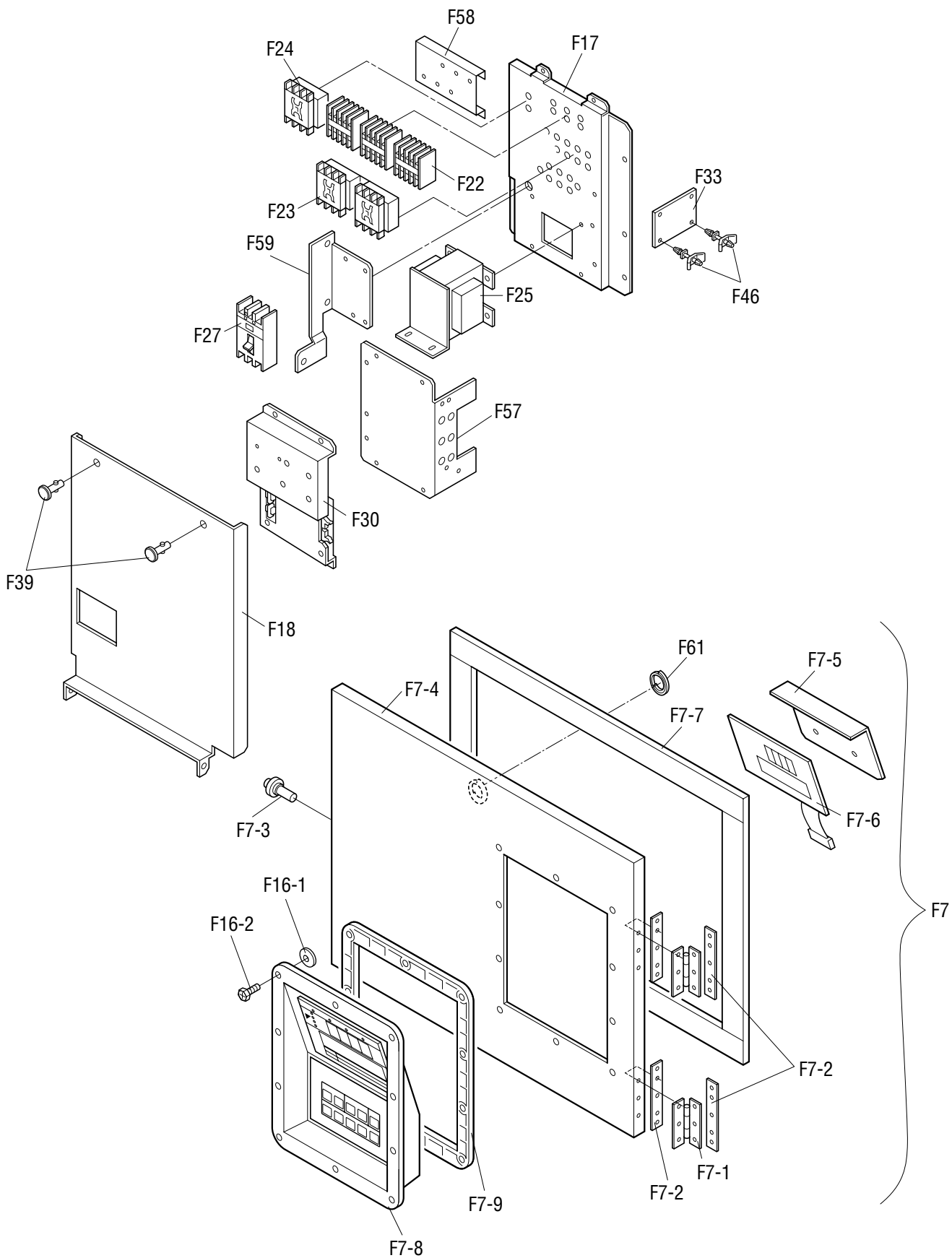


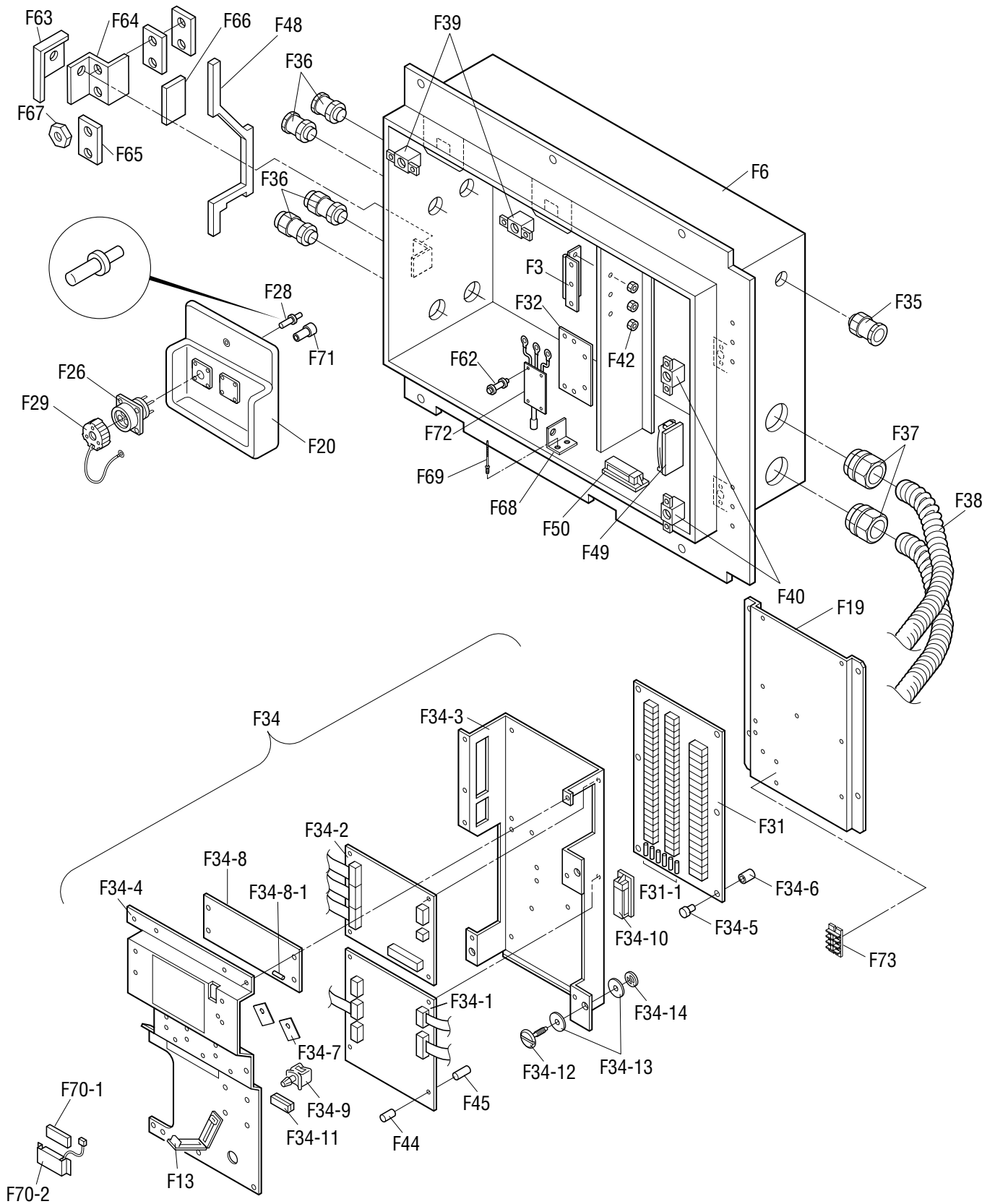
NO. 符号	INDEX	PARTS NO. 部品番号	PARTS NAME	部品名称	DWG. NO. 図面番号	TYPE SPECIFICATION 形式 仕様	QTY/UNIT 1台当たりの 所要数	REMARKS 備考
E1		1779727	Set plate, discharge pipe	吐出配管取付板	4P079462-2		1	Page15
E2		1779710	Fixture plate, receiver	レシーバー固定具	4P011318-3		1	Page15
E4		1683972	Pipe fixing plate	配管取付板組立品 (MSL)	4P158750-1		1	Page15
E5		1726608	Mounting plate	電磁弁取付板	4P172423-1		1	Page15
E6		1592425	Tube clamp	管止め金	NE31016-58		3	Page15
E7		1779804	Fitting band, dryer	取付バンド (ドライヤ)	4PA51194-2		1	Page15
E8		1787487	Set plate, dryer	取付板 (ドライヤ)	4P076788-2		1	Page15
E10		1222764	Resin clamp	樹脂バンド	NE41015-9	MILK WHITE	1	Page15
E11		0944528	Resin clamp	樹脂バンド	NE41015-7	MILK WHITE	2	Page14,16
E12		0142492	Resin clamp	樹脂バンド	NE41015-10	MILK WHITE	2	Page16
E13		1266788	Resin clamp	樹脂バンド	NE41015-12	MILK WHITE	6	Page14
E14		380043	Resin clamp	樹脂バンド	NE41015-5		1	Page10
E15		0782775	Tube clamp	管止め金	NE31016-51		5	Page16
E16		1584215	Nylon coating tube clamp	ナイロンコーティング管止め金	4P143802-51		8	Page15
E17		1584208	Nylon coating tube clamp	ナイロンコーティング管止め金	4P143802-52		1	Page15
E20		1386992	Tube clamp, double tube heat exch	二重管熱交換管止め金	4P103281-56		2	Page16
E21		0016290	Tube clamp	管止め金	NE31016-56		1	Page15
E22		1584239	Nylon coating tube holder	ナイロンコーティング管止め金	4P143802-71		4	Page15
E23		1266827	Fixing plate, filter	フィルタ固定具	4P071794-1	t1.5	1	Page16
E24		1386985	Tube clamp, double tube heat exch	二重管熱交換管止め金	4P103281-51		1	Page18
E25		1266841	Tube clamp	管止め金 (2)	4P005817-2		1	Page15
E26		1584215	Nylon coating tube clamp	ナイロンコーティング管止め金	4P143802-51		6	Page15
E27		1592425	Tube clamp	管止め金	NE31016-58		1	Page15
E29		1584246	Nylon coating tube clamp	ナイロンコーティング管止め金	4P143802-59		1	Page15
E30		537320	Hose band	ホースバンド	R4716528-3		1	Page12
E31		1380970	Hot gas tube clamp	ホットガス管止め金	4PA43040-1		1	Page15
E32		1266889	Cushion rubber, pipe clamp	緩衝ゴム	4P064896-1	t1.0	1	Page15
E33		1266896	Seal packing	シールパッキン	4P011314-1		1	Page15
E34		1270446	Dryer cushion rubber	ドライヤ緩衝ゴム	4PA53083-2		1	Page15
E35		1584253	Cushion rubber	緩衝ゴム	NE41013-3-300		1	
E36		1386947	Sealing material, evaporator frame	蒸発器受枠 (1) シール材	4P090149-1		1	Page17
E37		1266935	Packing(for evaporator)	パッキン (蒸発器)	4P063465-1		2	Page17
E38		1266942	Packing(for evaporator)	パッキン (蒸発器)	4P063465-2		1	Page17
E39		1381036	Packing	パッキン	4P095033-1		2	Page17
E41		1386954	Packing, fan guide	ファンガイドパッキン	3P090183-1		1	Page17
E45		1267008	Sealing packing	シールパッキン	3P011293-1		1	Page17
E46		1605422	Side stay packing	サイドステーパッキン	4P095033-2		2	Page17
E54		1267060	Packing for prevention of air bypass	バイパス防止用パッキン	4P011733-1		2	Page17
E55		1267077	Packing for prevention of vibration	C A 前板ビビリ防止パッキン	4P050050-1		2	Page4
E57		1267091	Wiring protection bush	配線保護ブッシュ	4P023920-1	BLACK	2	Page10

Other parts(Pipe clamp, sealing and insulation material etc.)
その他部品 (配管固定具、シール材、防熱材等)

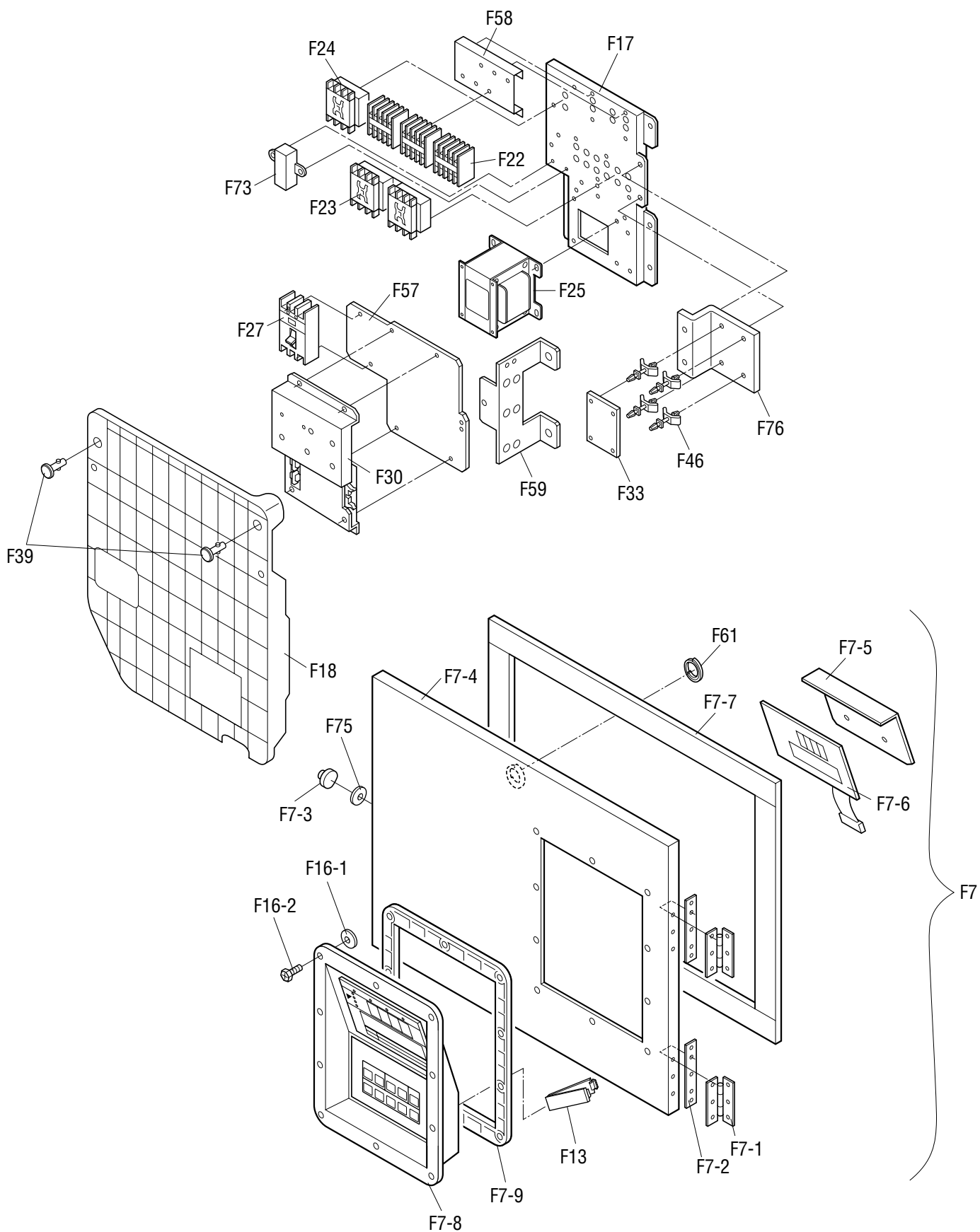
NO. 符号	INDEX	PARTS NO. 部品番号	PARTS NAME	部品名称	DWG. NO. 図面番号	TYPE SPECIFICATION 形式 仕様	QTY/UNIT 1台当たりの 所要数	REMARKS 備考
E60		1267293	Thermal insulation tube	断熱筒配管緩衝材	4P011309-4		2	Page14,16
E61		1683989	Insulation tube EV outlet pipe	膨張弁出口配管防露筒 (P & O)	4P170252-1		1	Page15,18
E62		1267123	Thermal insulation tube piping	断熱筒配管緩衝材	4P011309-1		1	Page16
E63		1267154	Insulation tube, evaporater header	蒸発器ヘッダー防露筒	4P073525-1		1	Page18
E64		1267161	Cushion material suction pipe(1)	吸入配管緩衝材 (1)	3P073468-1		1	Page18
E65		1267178	Cushion material suction pipe(2)	吸入配管緩衝材 (2)	3P073468-2		1	Page18
E66		1267224	Cushion material suction pipe(3)	吸入配管緩衝材 (3)	3P073468-3		1	Page18
E67		1584378	Suction pipe	吸入配管断熱材	4P140007-1		1	Page18
E69		1267255	Thermal insulation tube	断熱筒 (吸入弁庫外側)	4P081186-1		1	Page18
E70		1267262	Thermal insulation tube	断熱筒 (圧縮機根元吸入弁)	4P081187-1		1	Page18
E72		1267286	Thermal insulation tube	断熱筒配管緩衝材	4P011309-3		1	Page18
E75		1448371	Suction solenoid valve insulator	吸入比例弁防熱材 (1)	2P079441-1		1	Page18
E76		1267325	Thermal insulation tube(drain outlet)	断熱筒 (ドレン入口管防露筒)	4P067126-1		1	Page18
E77		1485921	Thermal insulation tube	熱交入口管防露筒	4P117089-1		1	Page18
E78		1278921	Heat protection tie wrap	耐熱用タイラップ	4SA90202-1		5	Page15,16,18
E79		0024640	Rubber bush	ゴムブッシュ	R3713279-3		5	Page14,16
E82		1267370	Rubber bush	ゴムブッシュ	R3713279-2		2	Page14
E83		1267387	U-packing	UP字形パッキン	NA40014-4-500	L=500	1	Page14
E84	B	1605509	Heat shrinkable tube	熱収縮チューブ	4P151322-1		2	Page15
E86	B	1270453	Heat shrinkable tube	熱収縮チューブ	4P075241-1		1	Page14
E87	B	1497070	Thermal insulation tape, no-dry	不乾性形断熱テープ	3SA90101-3-KA		3	Page14
E88		1667297	LSV cover	液電磁弁カバー	4P164903-1		1	Page15
E89		1779741	Mounting plate	液電磁弁・サブライセンサ固定板(カバー有)	4P165877-2		1	Page15
E90		1381012	Protection rubber	保護ゴム	4PA43128-1		6	Page15
E91		1448388	Suction flange	吸入フランジシール材	4P083248-1		1	Page14
E93		1381029	Thermal insulation tube	レヒートコイル出入口連絡配管防露筒	4P102857-1		2	Page18
E94		1557701	Cushion rubber for reciver support plate	レシーバ支持板緩衝ゴム	4P138293-1		1	Page15

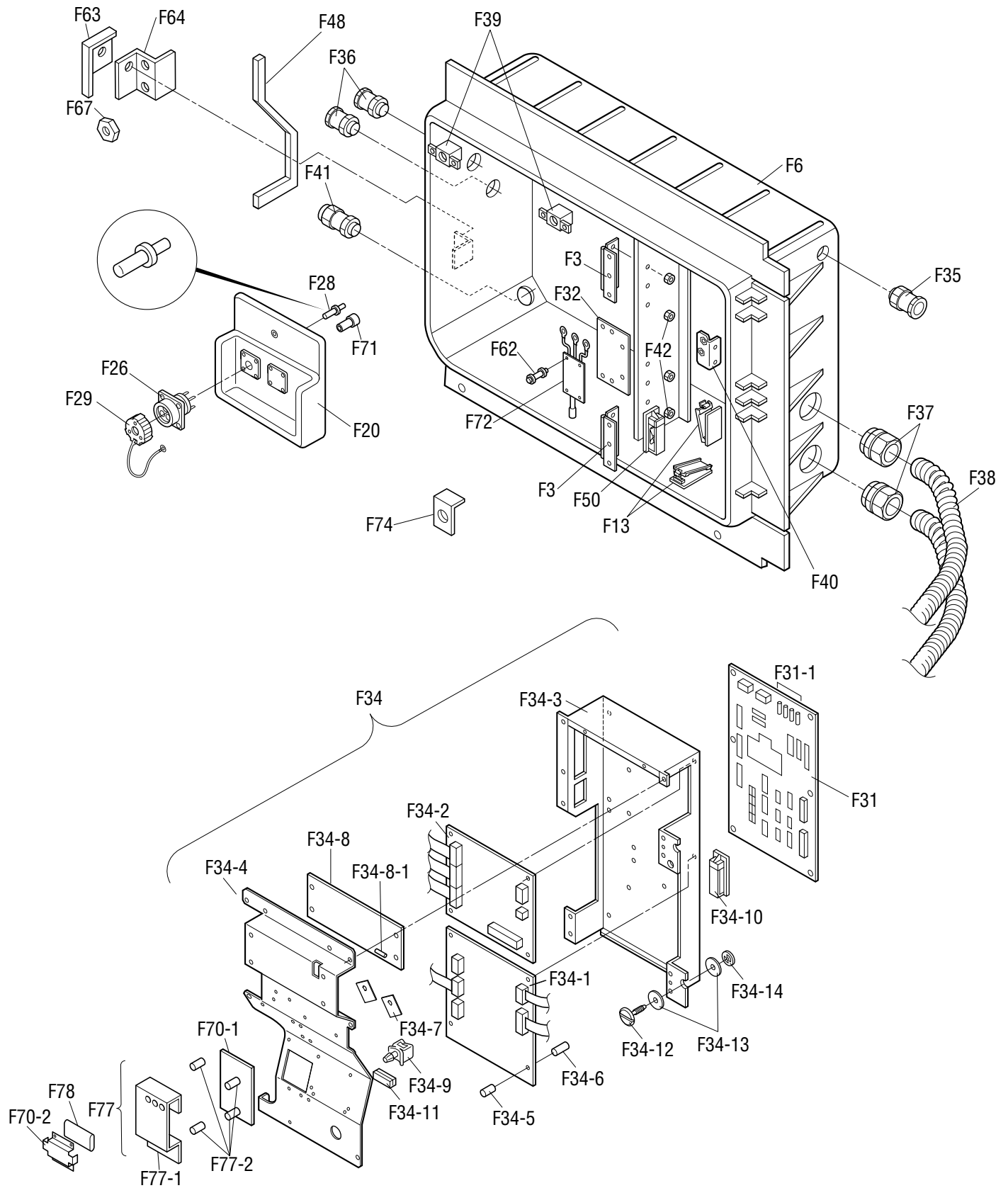
Control box 1 - Aluminium box
コントローラボックス 1 - アルミ製ボックス
(Production before June, 2006)
(2006年6月以前生産分)





Control box 2 - Resin box
コントローラボックス 2 - 樹脂製ボックス
(Production after July, 2006)
(2006年7月以降生産分)



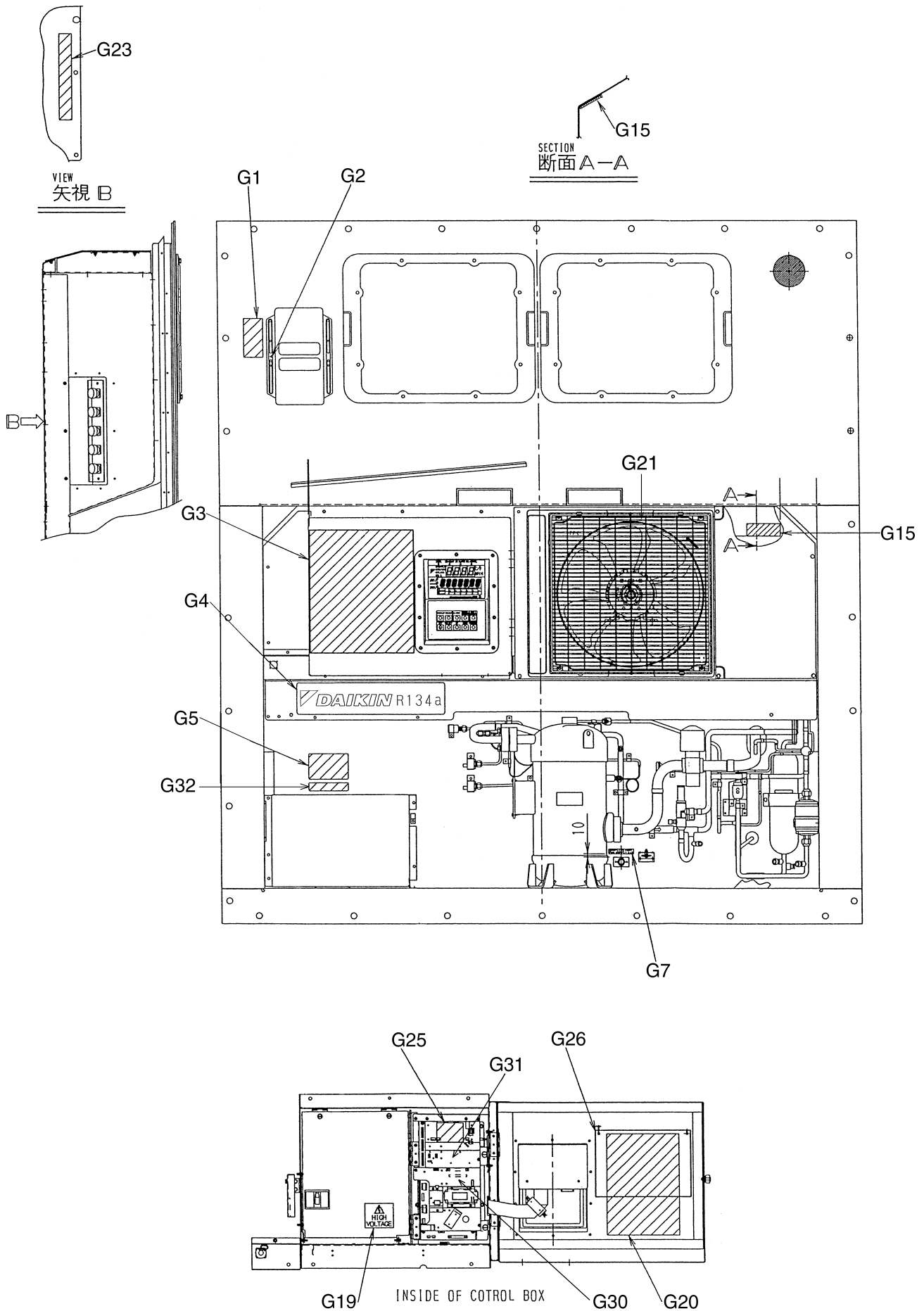


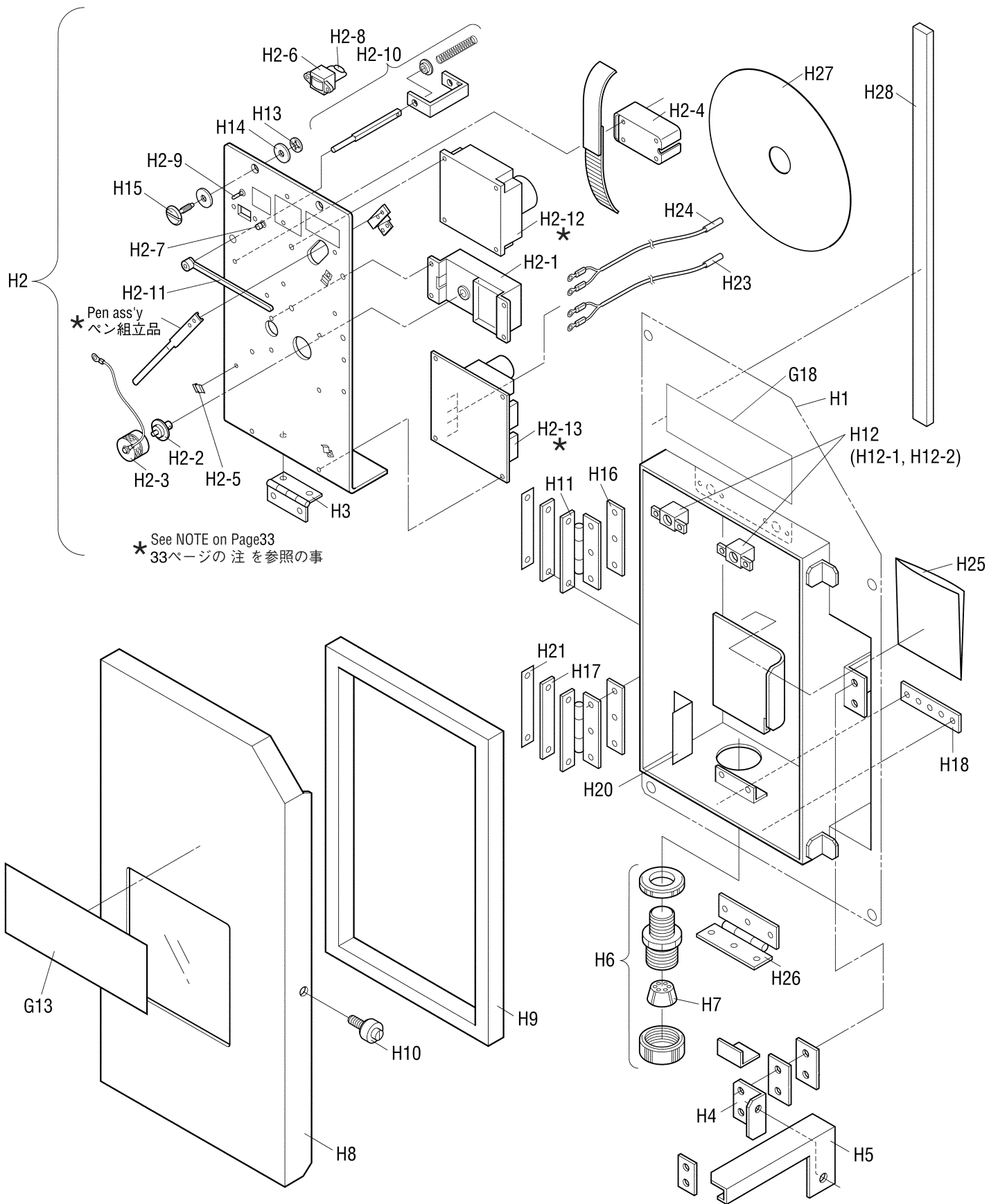
Control box
コントローラボックス

NO. 符号	INDEX	PARTS NO. 部品番号	PARTS NAME 部品名称	DWG. NO. 図面番号	TYPE SPECIFICATION 形式仕様	QTY/UNIT		REMARKS 備考	
						Aluminium box	Resin box		
F3	C	1136407	Hinge(recorder/box cover)	平蝶番 (レコーダボックス蓋)	4P021346-1		2	2	
F6		1622496	C.BOX welding ass'y	コントロールボックス溶接組立品	2P098553-4		1		
F6		1796289	C.BOX ass'y(resin)	コントロールボックス組立品(樹脂)	2P197567-1			1	
F7	C	1600636	Control box cover ass'y	コントロールボックス蓋組立品	2P147871-6		1		Refer to Page44
F7		1739301	Control box cover ass'y	コントロールボックス蓋組立品	2P171706-6			1	Refer to Page44
F7-1	C	1136407	Hinge(recorder/box cover)	平蝶番 (レコーダボックス蓋)	4P021346-1		2	2	
F7-2		1136414	Patch plate nut	当板ナット	4P044898-2		4	2	
F7-3		0907093	Roller, quick lock lever	ワンタッチ金具用ローラ	4PA51277-1		1		
F7-3		1267875	Roller, quick lock lever	ワンタッチ金具用ローラ	3P054321-1			1	
F7-4		1587841	Control box cover welding ass'y	コントロールボックス蓋溶接組立品	3P085038-5		1		
F7-4		1739318	Control box cover welding ass'y	コントロールボックス蓋溶接組立品	3P172570-1			1	
F7-5		1267457	Operation display cover	操作表示カバー	3P078251-1	t1.0	1		
F7-5		1796265	Operation display cover	操作表示カバー	3P078251-2			1	
F7-6	A	1010815	Display board	表示基板	2P010368-2		1	1	
F7-7		1381081	Packing for control box cover	パッキン(コントロールボックス蓋)	4P085198-1		1		
F7-7		1497188	Rubber gasket	パッキン(コントロールボックス蓋)	4P111693-1			1	
F7-8	A	1295553	Control panel(with sheet key)	コントロールパネル(シートキー付)	3P085319-1		1	1	
F7-9		1128949	Packing	パッキン (樹脂パネル)	3P030317-1		1	1	
F13		1136539	Clamp	クランプ金具	4P015574-2		3	3	
F16-1		0907062	Seal washer	シール座金 (ボンテッド座金)	4PA21941-5		10	10	
F16-2		1267488	Pan head machine screw	アプセット小ネジ	4P067677-1	M5×16	10	10	
F17		1387197	Set plate(1)	機器取付板 (1)	2P095432-1		1		
F17		1739325	Set plate(1)	機器取付板 (1)	2P165714-1			1	
F18		1267503	Blind plate(2)	機器取付板 (2)	2P078296-1	t1.2	1		
F18		1739332	Blind plate(2)	機器取付板 (2)	1P173093-1			1	
F19		1549870	Mounting plate	端子台基板取付板	3P092019-1		1		
F20		1630916	PC port fixing plate	樹脂製パソコンポート固定具 (PPR5・無)	2P154325-4		1	1	
F22	A	119893J	Magnetic contactor(for Fans)	電磁接触器 (ファン用)	3P055568-1	24V PAK-6J31C	3	3	
F23	A	124149J	Magnetic contactor(Phase correction contactor)	相順切換電磁接触器 (PCC)	3P071508-3	24V RSK-35J	1	1	
F24	A	119891J	Magnetic contactor(Compressor)	電磁接触器 (圧縮機)	3P055566-1	24V PAK35J-S536	1	1	
F25	C	1562796	Low frequency transformer	低周波変圧器	3P139293-1		1	1	
F26	C	1381113	PC port connector	パソコンポートコネクタ	3P073218-1		1	1	
F27	A	1381120	Earth leakage circuit breaker	漏電遮断器	3P093326-1		1	1	
F28	C	1141144	Contact, receptacle	コンタクタ	3P010806-1	HD10	3	3	
F29		1381137	PC port connector ass'y	パソコンポートカバー組立品	3P010743-2		1	1	
F30	A	0954633	PT/CT board	P T / C T ボード	2P010906-3		1	1	
F31	A	1679137	Terminal strip boaed	端子台基板	2P174377-1		1	1	
F31-1	A	003065J	Fuse, controller	制御用ヒューズ	4SA42006-4	250V 10A	6	6	
F32		1381144	Mounting plate thermal sensor	温度センサ取付板	4P010921-1		1		
F32		1739349	Mounting plate humidity sensor	湿度センサ取付板	4P168053-1			1	

NO. 符号	INDEX	PARTS NO. 部品番号	PARTS NAME	部品名称	DWG. NO. 図面番号	TYPE SPECIFICATION 形式 仕様	QTY/UNIT		REMARKS 備考
							Aluminium box	Resin box	
F33	A	1787230	Reverse phase protector	逆相保護装置 (R P P)	3P198363-1	346-440V	1	1	
F34		1645747	Controller assemblies	コントローラ組立品	3P161732-2		1		
F34		1775477	Controller assemblies	コントローラ組立品	3P172236-7			1	
F34-1	A	1642553	PCB ass'y	プリント基板組立品	2P161091-2		1	1	
F34-2	A	0954594	I/O board ass'y	I/O ボード	2P010367-1		1		
F34-2	A	1775484	I/O board ass'y	I/O ボード	2P010367-3			1	
F34-3		1381151	Bottom plate(sheet metal)	コントローラ底板	2P098577-1		1		
F34-3		1739363	Bottom plate(sheet metal)	コントローラ底板	2P168028-1			1	
F34-4	B	1381168	Controller cover	蓋 (コントローラ)	2P099967-1		1		
F34-4	B	1739370	Controller cover	蓋 (コントローラ)	2P168029-1			1	
F34-5		1099940	Support bushing, PCB	プリント基板サポートブッシュ	MI49531-11		14	14	
F34-6		1099957	Support color, PCB	プリント基板サポートカラー	MI49531-13		14	14	
F34-7		1267572	Rubber transistor	放熱用ゴムトランジスタ	4P005330-1		2	2	
F34-8	A	1250783	PC board for suction modulating valve	プリント基板組立品(吸入制御弁用)	3P065441-1	EC0058	1	1	
F34-8-1	A	044543J	Fuse, control	制御用ヒューズ	4SA42006-3	250V 5A	1	1	
F34-9		1267596	Locking wire saddle	ロッキングワイヤサドル	4P015570-2	LWS	3	3	
F34-10		1267604	Flat cable clamp	フラットケーブルクランプスナップタイプ	4P015573-1		1	1	
F34-11		1750663	Ferrite core filter	フェライトコアフィルタ	4EA76013-5			1	
F34-12		1267611	Speed bolt	スピードボルト (M 6)	4P048680-3	M6X20(S)	2	1	
F34-13		860005	Washer, speed bolt	スピードボルト用座金	R4713334		4	2	
F34-14		840002	Drop out prevention washer	脱落防止座金	R4718607-6		2	1	
F35		1267628	Wire(wire ground)	電線 (電線グラウンド)	4P067662-1		1	1	
F36		1267635	Wire(wire ground)	電線 (電線グラウンド)	4P067663-1		4	2	
F37		1635346	Wire ground, flexible tube	樹脂製フレキシブル管用グラウンド	4P157387-1		2	2	
F38		1635353	Flexible tube(resin)	樹脂製フレキシブル管	4P157410-1		2	2	
F39		1267666	Quick fastener	クイックファスナー	4P064642-1		2	2	
F40		1861859	Universal nut	自在ナット	4P197298-1		2	1	
F41		1743216	Wire ground,flexible tube	樹脂製フレキシブル管用コネクタ	4P010926-7			1	
F42		833302	Nylon nut	ナイロンナット	R4716460-1	M4	4	4	
F44		1099940	Support bushing, PCB	プリント基板サポートブッシュ	MI49531-11		8		
F45		1099957	Support color, PCB	プリント基板サポートカラー	MI49531-13		8		
F46		981616	Locking card spacer	ロッキングカードスペーサー	R3428091-3	KGLS-8S	4		
F46		380401	Locking card spacer	ロッキングカードスペーサー	R3428091-2			4	
F48		1326820	Packing for control box front plate	パッキン(コントロールボックス前板(左))	4P085513-1		1		
F48		1739387	Packing for control box front plate	パッキン(コントロールボックス前板(左))	4P172580-1			1	
F50		1267712	Clamp	クランプ金具	3P049495-1		1	2	
F57		1549894	Sset plate(PT/CT board)	機器取付板 (P T / C T ボード)	3P126713-1		1		
F57		1739394	Breaker plate 1	ブレーカ取付板 (1)	3P168052-1			1	
F58		1267781	Mounting plate, elect components	電装品取付板	4P064227-1	t=1.2	1		
F58		1739495	Mounting plate, elect components	電装品取付板 (2)	4P064227-2			1	

NO. 符号	INDEX	PARTS NO. 部品番号	PARTS NAME 部品名称	DWG. NO. 図面番号	TYPE SPECIFICATION 形式 仕様	QTY/UNIT		REMARKS 備考
						Aluminium box	Resin box	
F59		1549902	Set plate(breaker)	機器取付板 (ブレーカ)	3P126712-1		1	
F59		1739402	Breaker plate 2	ブレーカ取付板 (2)	3P168051-1			1
F61		1295623	Fixtture(instruction ring)	固定具(インストラクションリング)	4P064698-1	Wire diameter	1	1
F62		1381175	Circuit board spacer	サーキットボードスペーサ	4P000347-1		4	4
F63		1295630	Lever	ワンタッチ金具	4P085171-1		1	1
F64		1295647	Fixing plate for lever	ワンタッチ金具取付板	4P085164-1		1	1
F65		0907125	Sealed sheet	絶縁シート (ワンタッチ金具)	4PA52417-1	t0.075±0.01	1	
F66		0907132	Sealed sheet	絶縁シート (ワンタッチ金具)	4PA52417-2	t0.075±0.01	1	
F67		833301	Nylon nut	ナイロンナット	R4716460-3	M6	3	11
F68		1562859	Implent use cover mounting plate	機器カバー取付板	4P095433-1		1	
F69		1378441	Rivet	リベット	4P057425-2		2	
F70-1	A	1684449	Chargeble battery PCB ass'y	充電器P板組立品	2P174898-1		1	1
F70-2		1726646	Mounting plate	リチャージャブルバッテリーホルダー組立品	4P175166-1		1	
F70-2		1733473	Mounting plate	リチャージャブルバッテリーホルダー組立品(2)	4P175166-2			1
F71		1381221	Straight pin	平行ピン(ドイツ製シールピン)	3P040139-1		2	2
F72		1679447	Humidity sensor(HUS)	湿度センサー	3PA61738-2		1	
F72	A	1780284	Humidy sensor(HUS)	湿度センサー	3PA61738-3	RHU-650B-D2		1
F73	A	0954640	Noise filter	ノイズフィルタ	2PA51273-1	ZCB2206-11	1	1
F74		1780291	Protection plate	保護板 (Y O R K 製モデム)	4P176030-1			1
F75		1780309	Bushing	ワンタッチ金具ローラ用ブッシュ	4P171668-2			1
F76		1780316	Mounting plate, RPP	逆相保護装置取付板	4P168038-1			1
F77	A	1733466	Battery charger ass'y	充電・残ボルトメータ組立品	3P171534-3			1
F77-1		1780323	Mounting plate	充電・残ボルトメータ取付板	4P172284-2			1
F77-2		1684463	Spacer	スペーサ	4P171495-1			4
F78		1679430	Battery	電池	3P174899-1			1

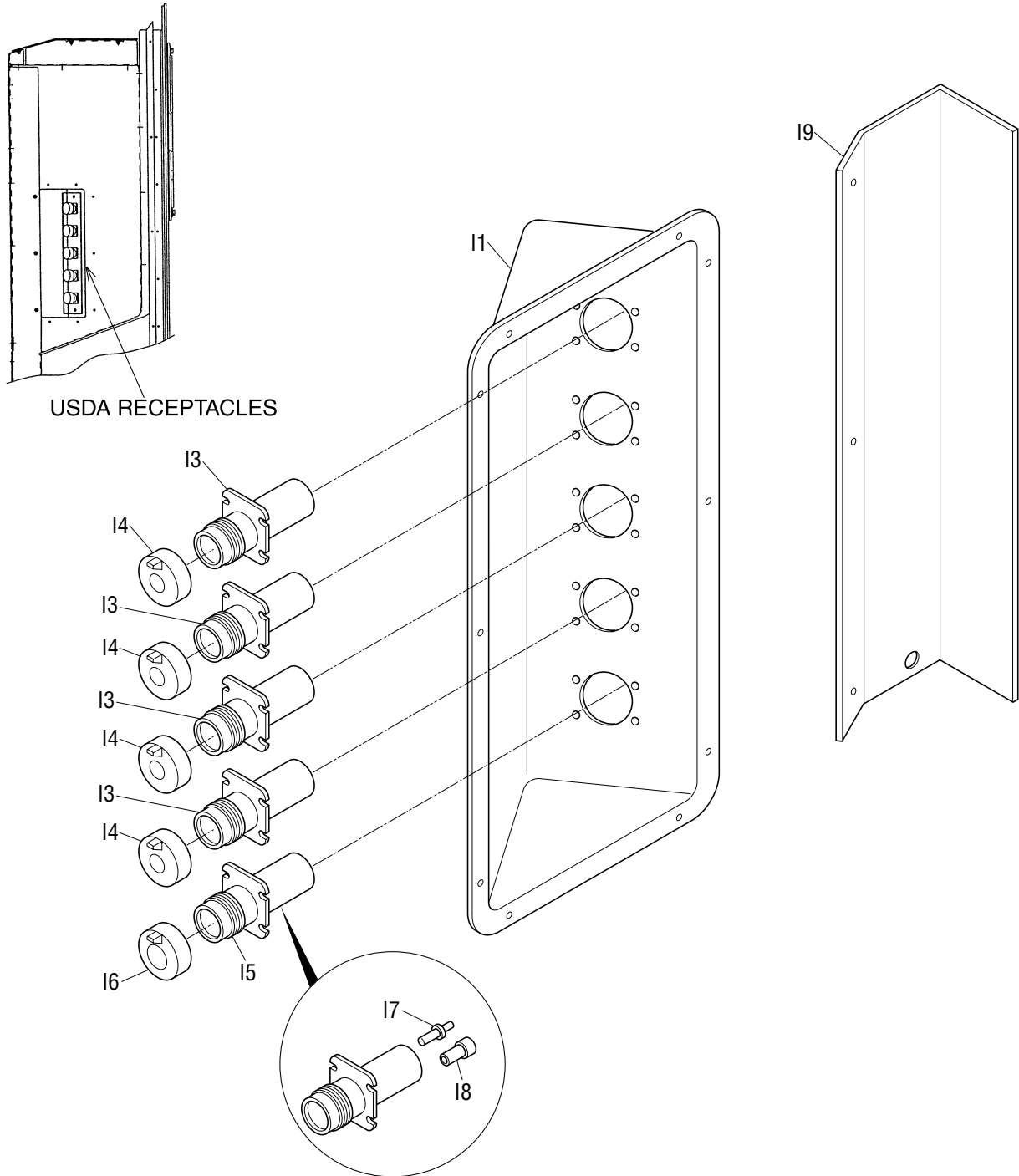




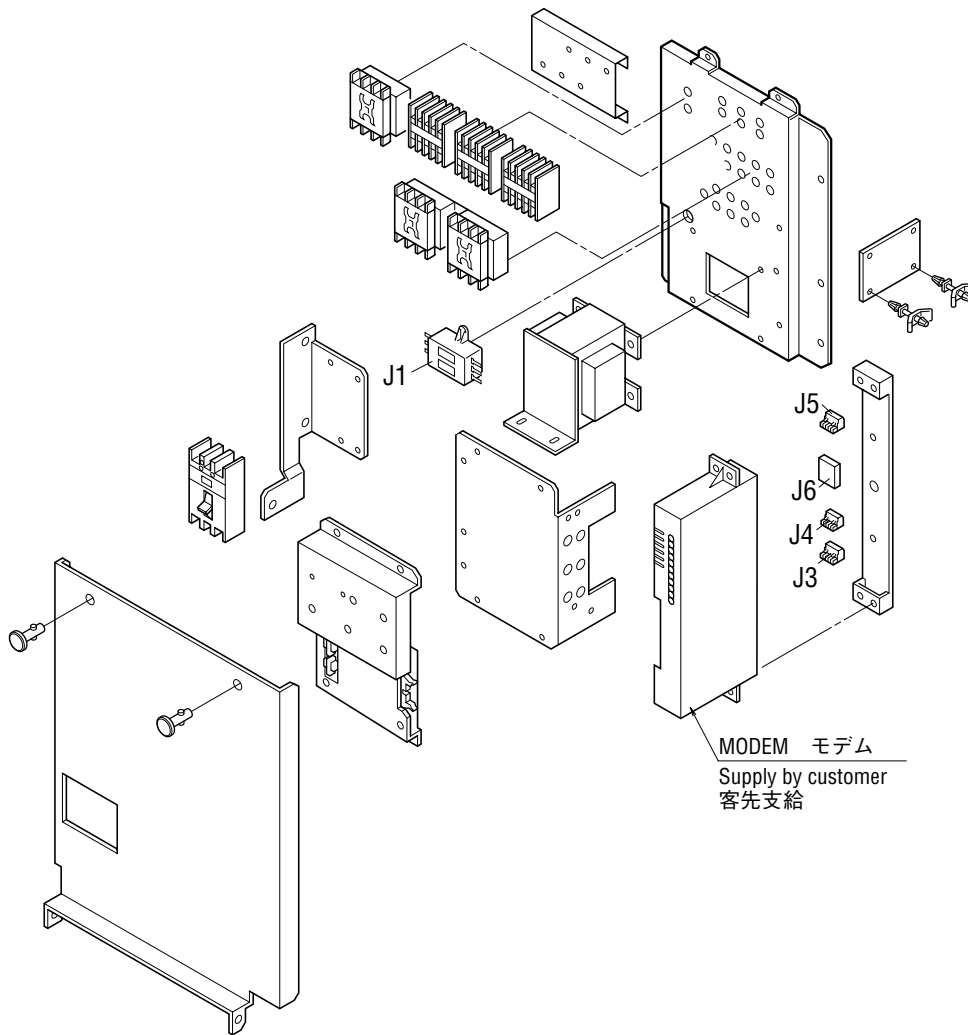
NO. 符号	INDEX	PARTS NO. 部品番号	PARTS NAME 部品名称	DWG. NO. 図面番号	TYPE SPECIFICATION 形式 仕様	QTY/UNIT 1台当たりの 所要数	REMARKS 備考	
H1		1633092	Recorder box ass'y for welding	レコーダ BOX溶接組立図	2P044870-6	1		
H2		1296556	Temperature recorder	温度記録計 充電電池対応	2P039831-2	1		
H2-1	B	0143495	Quartz motor	クォーツ時計	3PA20194-2	1		
H2-2	B		Shaft, chart	チャート軸受け	4-E4191P1 BS	1		
H2-3		0037855	Chart stopper ass'y	チャート押さえ組立	4PA20211-1	1		
H2-4			Battery holder	電池ホルダー	4-E4374C1 ABS樹脂6Z680	1		
H2-5			Holder	ホルダー	RH14	3		
H2-6	B		Indicator	メーター	4-E6827P1 MODEL250	(1)		
H2-7	B		Push button switch	押しボタンスイッチ	4-E4777C1	(1)		
H2-8	B		Resistor	抵抗	TS60E-B3.9K	(1)		
H2-9	B		Toggle switch	トグルスイッチ	M2018G	(1)		
H2-10			Stopper	ストッパー	4-E4752C1	1		
H2-11	C		Lever	レバー	4-E4161C1 SUS27	1		
H2-12	B		Servo unit	サーボユニット	3-C5575C3	1		
H2-13	B		PC board ass'y	プリント基板組立品	3-C7505C1	1		
<p>Note: The recording-pen assembly, H2-12 servo-unit and H2-13 PCB assembly have been adjusted in the factory as one set. Accordingly, individual assembly can not be adjusted separately. When any component in those assembly should faulty, replace the entire H2 temperature recorder as a set.</p> <p>注：ペン組立品、H2-12(サーボユニット)及びH2-13(プリント基板組立品)は、一体で工場にて調整されています。従って、現地での単体での調整は不可能です。この部品が不具合の場合は、H2の温度記録計一式で交換してください。</p>								
H3		1136104	Hinge	平蝶番	4P043349-1	1		
H4		1267837	Mounting plate, quick lock lever	ワンタッチ金具取付板	4P067761-1	1		
H5		1136111	Quick lock lever	ワンタッチ金具	4P043377-1	1		
H6		0773771	Cable gland	電線グラント	3PA37599-10	1		
H7		1267844	Grand rubber bush	グラントゴムブッシュ	4P032156-1	1		
H8		1587656	Cover (recorder)	蓋 (レコーダ)	1P054302-4	1	Refer to Page45	
H9		1448597	Packing (cover)	パッキン (蓋)	4P063866-2	1	Refer to Page45	
H10		1267875	Roller	ワンタッチ金具用ローラ	3P054321-1	1		
H11		1136096	Hinge, cover	蓋締付蝶番	4P043069-1	2		
H12		860015	Universal nut	自在ナット	R4713188-1	2		
H12-1			Body	本体	R4713188-1-KA	2		
H12-2			Plate nut	プレートナット	R4713188-1-KI	2		
H13		840002	Drop out prevention washer	脱落防止座金	R4718607-6	2		
H14		860005	Washer, speed bolt	スピードボルト用座金	R4713334	4		
H15		1267611	Speed bolt	スピードボルト (M6)	4P048680-3	M6X20(S)	2	
H16		874014	Patch plate nut	当板ナット	R3715992-33	2		
H17		1267899	Patch plate nut	当板ナット	4P066242-1	2		
H18		1136414	Patch plate nut	当板ナット	4P044898-2	1		
H21		1267914	Insulation sheet	絶縁シート	4P066250-1	t0.075±0.01	2	
H23	A	0798307	Sensor (RSS)	センサー (RSS)	3PA61769-4	ST9503-4 (Green, Green)	1	
H24	A	079828J	Sensor (RRS)	センサー (RRS)	3PA61769-2	ST9503-2 (Blue, Blue)	1	

● When ordering the parts whose No. are not shown in the PARTS NO. column, be sure to describe DWG. NO..

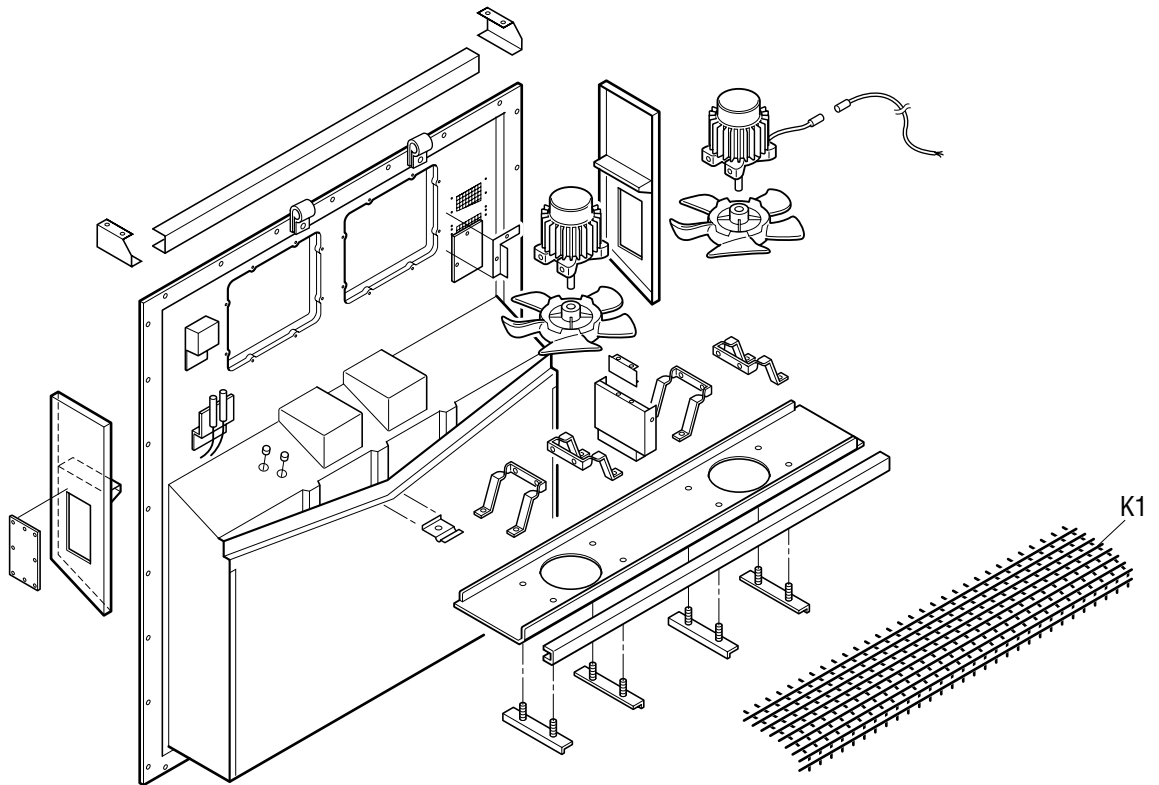
● 部品番号欄が空白になっている部品は、図面番号で、指示願います。



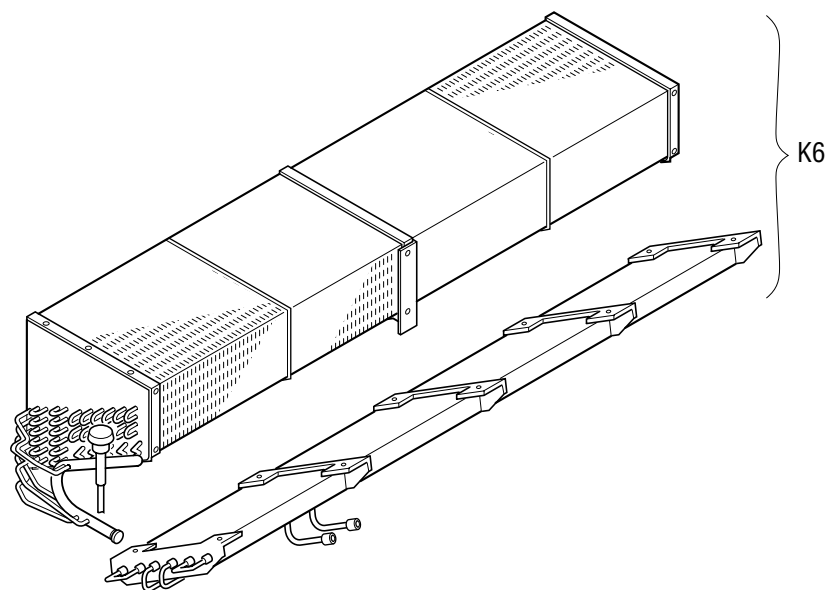
NO. 符号	INDEX	PARTS NO. 部品番号	PARTS NAME	部品名称	DWG. NO. 図面番号	TYPE SPECIFICATION 形式 仕様	QTY/UNIT 1台当たりの 所要数	REMARKS 備考
11		1622580	Mounting plate ass'y, receptacle	USDA取付板 (樹脂)	2P146266-1		1	
13	C	0991531	PC port connector	パソコンポートコネクタ	3P010803-1		4	
14		1267541	Cover ass'y, PC port	パソコンポートカバー組立品	3P010743-1		4	
15	C	1381113	PC port connector	パソコンポートコネクタ	3P073218-1		1	
16		1381137	PC port connector ass'y	パソコンポートカバー組立品	3P010743-2		1	
17	C	1141144	Contact, receptacle	コンタクト	3P010806-1	HD10	8	
18		1381221	Straight pin	平行ピン(ドイツ製シールピン)	3P040139-1		6	
19		1622597	USDA Receptacle cover	USDAレセプタクルカバー	3P146268-1		1	



1. Indoor fan guard
1. 庫内ファンガード



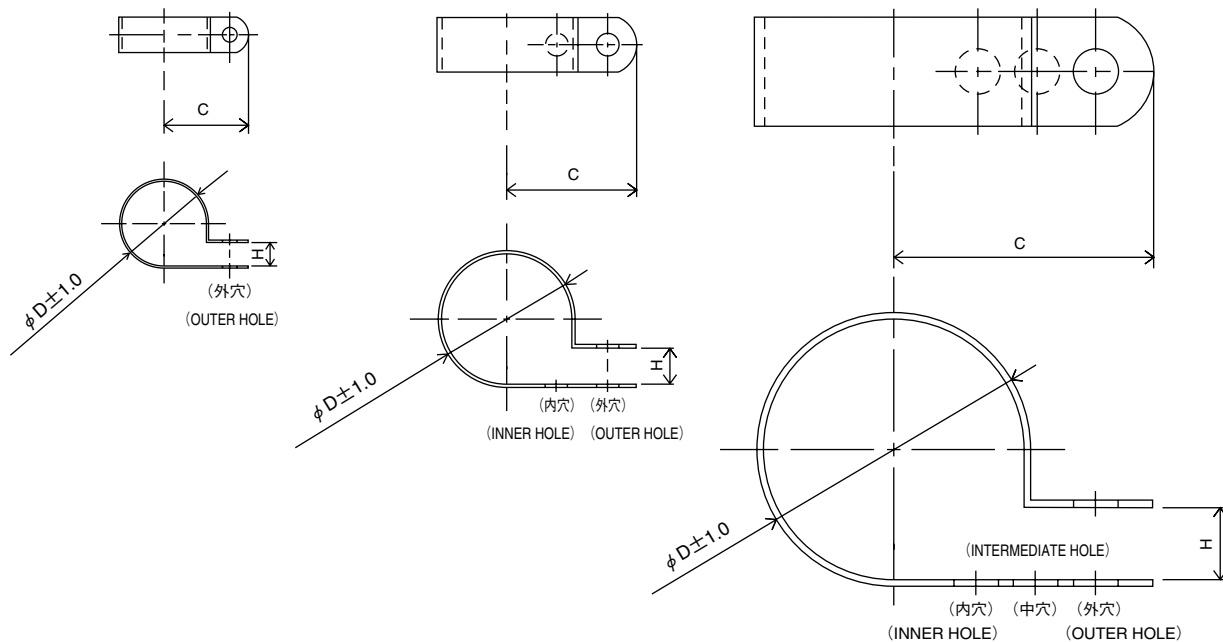
2. Evaporator coil
2. 蒸発器コイル組立品



NO. 符号	INDEX	PARTS NO. 部品番号	PARTS NAME 部品名称	DWG. NO. 図面番号	TYPE SPECIFICATION 形式 仕様	QTY/UNIT 1台当たりの 所要数	REMARKS 備考
K1		1686212	Inside fan cover 庫内ファンカバー (裏板SUS t 0.8仕様)	2P165209-2		1	
K6		1787470	Evaporator ass'y 蒸発器組立品	2P195931-1	CRB-LXE10E15	1	

1. Resin clamp

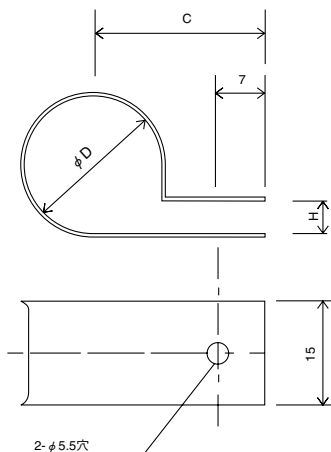
1. 樹脂バンド



NO. 符号	PARTS NO. 部品番号	PARTS NAME	部品名称	DWG NO. 図面番号	SIZE サイズ			QTY 使用個数
					D	C	H	
E10	1222764	Resin clamp	樹脂バンド	NE41015-9	26.9	27.8	7.9	1
E11	0944528	Resin clamp	樹脂バンド	NE41015-7	19.8	24.6	7.9	2
E12	0142492	Resin clamp	樹脂バンド	NE41015-10	29.2	29.4	7.9	2
E13	1266788	Resin clamp	樹脂バンド	NE41015-12	39.4	34.2	9.5	6
E14	380043	Resin clamp	樹脂バンド	NE41015-5	13.2	19.1	6.4	1

2. Tube clamp

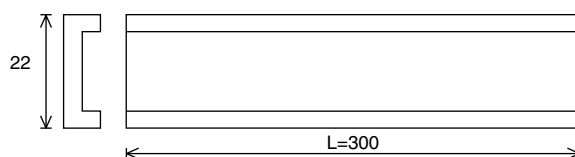
2. 管止金



NO. 符号	PARTS NO. 部品番号	PARTS NAME	部品名称	DWG NO. 図面番号	SIZE サイズ			QTY 使用個数
					D	C	H	
E6	1592425	Tube clamp	管止メ金	NE31016-58	24	27	5	3
E15	0782775	Tube clamp	管止メ金	NE31016-51	10	20	3	5
E16	1584215	Nylon coating tube clamp	ナイロンコーティング管止メ金	4P143802-51	10	20	3	8
E17	1584208	Nylon coating tube clamp	ナイロンコーティング管止メ金	4P143802-52	12	21	3	1
E21	0016290	Tube clamp	管止メ金	NE31016-56	20	25	5	1
E22	1584239	Nylon coating tube clamp	ナイロンコーティング管止メ金	4P143802-71	6.4	20	1	4
E26	1584215	Nylon coating tube clamp	ナイロンコーティング管止メ金	4P143802-51	10	20	3	6
E27	1592425	Tube clamp	管止メ金	NE31016-58	24	27	5	1
E29	1584246	Nylon coating tube clamp	ナイロンコーティング管止メ金	4P143802-59	26	28	5	1

3. Cushion rubber for pipe clamp

3. 管止金用緩衝ゴム



NO. 符号	PARTS NO. 部品番号	PARTS NAME	部品名称	DWG NO. 図面番号	REMARKS 備考
E35	1584253	Cushion rubber	管止金用緩衝ゴム	NE41013-3-300	Cut to suit pipe size. 配管サイズに合わせて切って使用のこと

1. Parts recommended to be ordered together with packing, gasket, sealing material and name plate
1. 発注の際にパッキングやシール材、銘板等の同時発注を推奨する部品

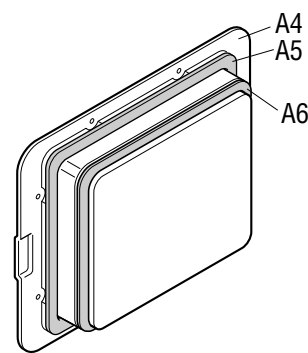
For ordering following spare parts, we recommend that you order the following packing, gasket, sealing material and name plate together at the same time.

上記のサービス扉やボックスカバーを発注の際には、下記のパッキングを同時に発注することをおすすめします。

(1) Service door

(1) サービス扉

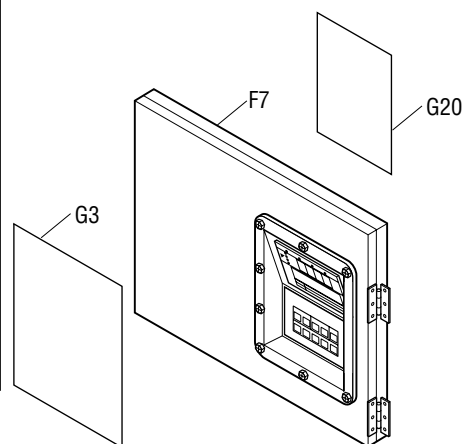
NO. 符号	PARTS NO. 部品番号	PARTS NAME	部品名称	DWG NO. 図面番号
A4	1612576	Access panel (FRP)	サービス扉組立品	1P006678-5
A5	1266207	Cushion material (access panel)	クッション材 (サービス扉)	3P033608-1
A6	1196113	Sealing material (access panel)	シール材 (サービス扉)	3P001640-2



(2) Control box cover

(2) コントロールボックスカバー

NO. 符号	PARTS NO. 部品番号	PARTS NAME	部品名称	DWG NO. 図面番号	QTY	
					Aluminium box	Resin box
F7	1600636	C.BOX cover ass'y	コントロールボックス蓋組立品	2P147871-6	1	
F7	1739301	C.BOX cover ass'y	コントロールボックス蓋組立品	2P171706-6		1
G3	1557042	Name plate, operation	操作銘板 (C & M O D E , 英)	1P136900-1	1	1
G20	—	Electriv wiring diagram label	電気配線図銘板	—	1	1



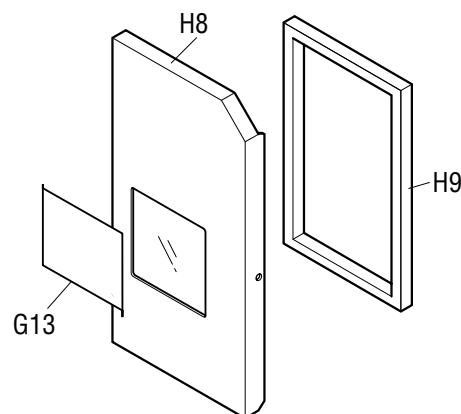
※Rubber gasket, sheet key is attached to control box cover ass'y.

※ゴムガスケットとシートキーはコントロールボックス組立品に付属しています。

(3) Recorder box cover (Option)

(3) レコーダボックスカバー (オプション)

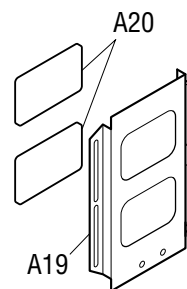
NO. 符号	PARTS NO. 部品番号	PARTS NAME	部品名称	DWG NO. 図面番号
H8	1587656	Cover (recorder)	蓋 (レコーダ)	1P054302-4
H9	1448597	Packing (cover)	パッキン (蓋)	4P063866-1
G13	1690110	Name plate, recorder box	レコーダボッ クス銘板	3P113107-1



(4) Ventilation cover

(4) 換気口蓋

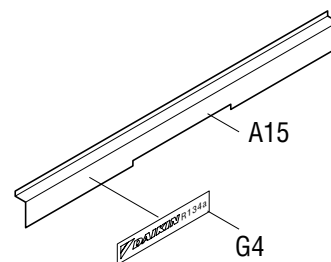
NO. 符号	PARTS NO. 部品番号	PARTS NAME	部品名称	DWG NO. 図面番号
A19	0981060	Ventilation cover	換気口蓋	3P003175-1
A20	1266221	Sealing material (access panel)	シール材 (換気口)	4P016185-1



(5) Front plate (CA)

(5) 前板 (CA)

NO. 符号	PARTS NO. 部品番号	PARTS NAME	部品名称	DWG NO. 図面番号
A15	1739286	Front plate (CA)	前板 (C A)	2P173133-1
G4	1726552	Name plate, Brand name and refrigerant label	意匠銘板 および 冷媒銘板	3P174603-1



2. Order for motorized valve, solenoid valve and pressure regulating valve

2. 電動弁・電磁弁・圧力調整弁の発注

Refer to the following table for the name, main body, solenoid coil and ass'y of solenoid valves etc. applied to this model.

この機種に使用されている電磁弁等の名称と本体・コイル・組立品は下記のとおりです。

	Body/Coil 本体/コイル	NO. 符号	PARTS NO. 部品番号	PARTS NAME	部品名称	DWG NO. 図面番号	Common Parts 共通部品		
							NEV-202DXF	VPV-803DQ62	NEV-MOAB507C1
1.EV	本体 Body	B7-3	125649J	Electronic expansion valve body	電子膨張弁本体	2SA50010-2-KU			
	コイル Coil	B20	138143J	Electronic expansion valve coil	電子膨張弁コイル	2P010454-2			
2.HSV	本体 Body	B7-4	1787247	Hot gas solenoid valve body	ホットガス電磁弁本体	3P198486-1		○	
	コイル Coil	B7-5	1266290	Hot gas solenoid valve coil	ホットガス電磁弁コイル	3P010453-2			○
3.DSV	本体 Body	B7-4	1787247	Defrost bypass solenoid valve body	デフロストバイパス電磁弁本体	3P198486-1		○	
	コイル Coil	B7-5	1266290	Defrost bypass solenoid valve coil	デフロストバイパス電磁弁コイル	3P010453-2			○
4.BSV	本体 Body	B7-4	1787247	Gas bypass solenoid valve body	ガスバイパス電磁弁本体	3P198486-1		○	
	コイル Coil	B7-5	1266290	Gas bypass solenoid valve coil	ガスバイパス電磁弁コイル	3P010453-2			○
5.RSV	本体 Body	B7-4	1787247	Reheat coil bypass solenoid valve body	レヒートコイルバイパス電磁弁本体	3P198486-1		○	
	コイル Coil	B7-5	1266290	Reheat coil bypass solenoid valve coil	レヒートコイルバイパス電磁弁コイル	3P010453-2			○
6.EV	本体 Body	B7-6	0088738	Economizer solenoid valve body	エコノマイザー電磁弁本体	R3305099-1-KI	○		
	コイル Coil	B7-7	1266290	Economizer solenoid valve coil	エコノマイザー電磁弁コイル	3P010453-2			○
7.ISV	本体 Body	B7-6	0088738	Injection solenoid valve body	インジェクション電磁弁本体	R3305099-1-KI	○		
	コイル Coil	B7-7	1266290	Injection solenoid valve coil	インジェクション電磁弁コイル	3P010453-2			○
8.LSV	本体 Body	B4-5	1787247	Liquid solenoid valve body	液電磁弁本体	3P198486-1		○	
	コイル Coil	B4-6	0955287	Liquid solenoid valve coil	液電磁弁コイル	3P010453-1			○
9.SMV	組立品 Ass'y	B8-1	1254538	Suction modulating Valve	吸入比例弁組立品	2P078385-1	Note1 注1		
10.DPR	組立品 Ass'y	B3-4	1241361	Discharge pressure regulating valve	吐出圧力調整弁	3P074558-1			

Note 1 : Refer Page 6, 7 and 8 for detail parts of suction modulating valve.

注 1 : SMV (吸入比例弁) の詳細部品はP.6、7、8を参照ください。

Note 2 : Difference of solenoid valve No.1266290 and 0955287.

No.1266290 (3P010453-2) : Lead wire length 1550mm (TYPE NEV-MOAB518C1)

No.0955287 (3P010453-1) : Lead wire length 2000mm (TYPE NEV-MOAB507C1)

注 2 : 電磁弁No.1266290とNo.0955287の違い。

No.1266290 (3P010453-2) : リード線長さ1550mm (型式 NEV-MOAB518C1)

No.0955287 (3P010453-1) : リード線長さ2000mm (型式 NEV-MOAB507C1)

3. Order for pressure trasducer

3. 圧力センサーの発注

Refer to the following table for the pressure transducer applied to this model.

For ordering pressure transducer, we recommend that you order the following best shrinkable tube together at the same time.

この機種に使用している圧力センサーは下記の通りです。

圧力センサー発注の際は、下記の熱収縮チューブを同時に発注することをおすすめします。

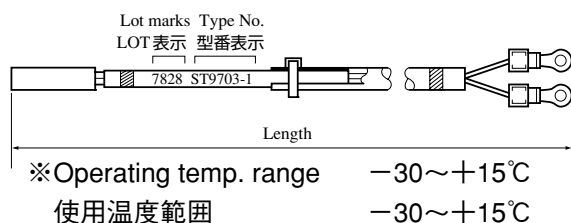
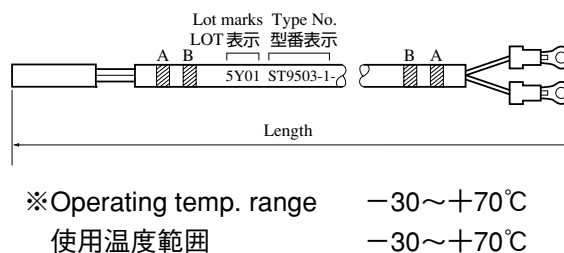
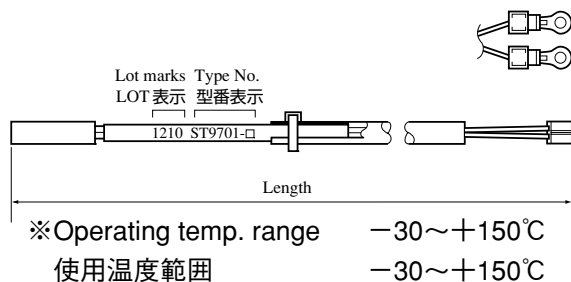
NO. 符号	PARTS NO. 部品番号	PARTS NAME	部品名称	DWG NO. 図面番号	TYPE 形式	REMARKS 備考
B16	1587959	High pressure transducer (HPT)	高圧圧力センサ (HPT)	3P141602-1	NSK-BD030F-070	
B15	1587942	Low pressure transducer (LPT)	低圧圧力センサ (LPT)	3P141601-1	NSK-BD010-070	
E84	1605509	Heat shrinkable tube	熱収縮チューブ	4P151322-1		Must be applied when replacing above sensors. 上記圧力センサー交換 時使用の事。

4. Order for temperature sensor

4. 温度センサーの発注

Refer to the following table for temperature sensors applied to this model.

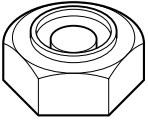
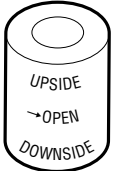
この機種に使用されている温度センサーは下記の通りです。



呼称	NO. 符号	PARTS NO. 部品番号	PARTS NAME	部品名称	DWG. NO. 図番	TYPE 形式	WIRE COLOR 配線色		LENGTH 全長mm	TEMPORALY EXCHANGABILITY 緊急時互換性
							A	B		
1. SS	C24	1713330	Supply air temp. sensor	吹出空気温度センサー	3PA61769-16	ST9503-16	green 緑	-	3100	○
2. DSS	C25	1713347	Data recorder supply air temp. sensor	データレコーダ吹出空気温度センサー	3PA61769-17	ST9503-17	green 緑	Red 赤	3100	○
3. RS	C26	1713354	Return air temp. sensor	吸込空気温度センサー	3PA61769-18	ST9503-18	Blue 青	-	2900	○
4. DRS	C27	1713361	Data recorder return air temp. sensor	データレコーダ吸込空気温度センサー	3PA61769-19	ST9503-19	Blue 青	Red 赤	3100	○
5. EIS	D4	156282J	Evaporator inlet temp. sensor	蒸発器入口温度センサー	3P012118-2	ST9703-2	Brown 茶	-	2500	
6. EOS	D5	156283J	Evaporator outlet temp. sensor	蒸発器出口温度センサー	3PA61769-15	ST9503-15	Yellow 黄	-	2600	○
7. DCHS	B11	098332J	Discharge pipe temp. sensor	吐出管温度センサー	3SA48009-10	ST9701-10	-	-	2910	
8. AMBS	B12	0798321	Ambient air temp. sensor	外気温度センサー	3PA61769-6	ST9503-6	-	-	2600	○
9. SGS	B13	098333J	Compressor suction gas temp. sensor	圧縮機吸入ガス温度センサー	3PA61769-9	ST9503-9	White 白	-	2900	○

1. Tools for emergency operation

1. 緊急運転用工具

NO. 符号	PARTS NO. 部品番号	PARTS NAME	部品名称	DWG NO. 図面番号	USE 用途	ILLUSTRATION 姿図
-	1080263	Emergency coil cap	エマージェンシー コイルキャップ	3P017370-1	For electronic expansion valve 電子膨張弁用	
-	1270530	Emergency magnet	エマージェンシー マグネット	2P078385-2	Suction modulating valve 吸入比例弁用	

(See Service Manual for application.)

(使用方法はサービスマニュアルを参照ください。)

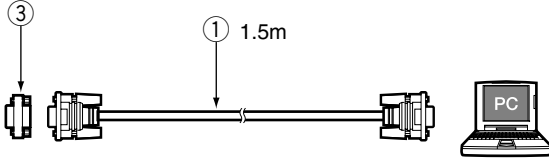
2. Personal computer cable (for DCCS)

2. パソコンケーブル（DCCS用）

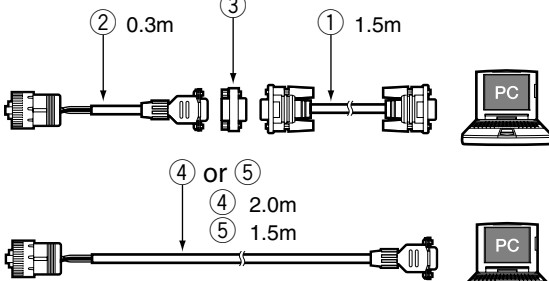
The following parts are connector cables required to exchange information between the refrigeration unit and personal computer. The table below describes parts required to apply to Model LXE-C, -D, and -E new model.

下記の部品は冷凍ユニットとパソコンの情報交換に必要なコネクタ、ケーブル類です。LXE-C型、D型、及び新機種E型対応に必要な部品を掲載しています。

[TYPE A]タイプA

LXE10C LXE10CA LXE10D for MOL LXE10E for MOL (Receptacle) RS232C (Female) on the controller	LXE10C LXE10CA MOL用LXE10D MOL用LXE10E (レセプタクル) RS232C (メス) コントローラー側	
---	--	--

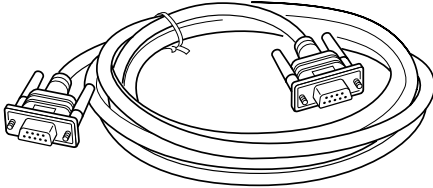
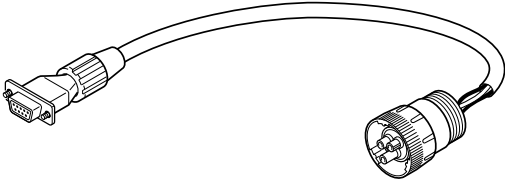
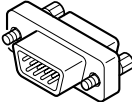
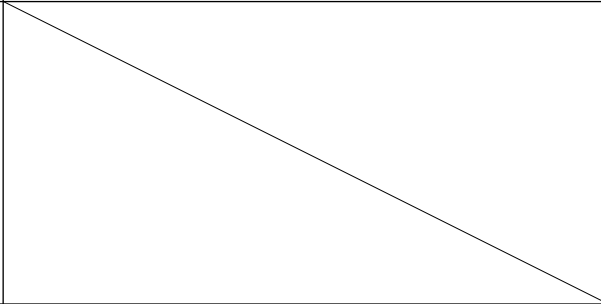
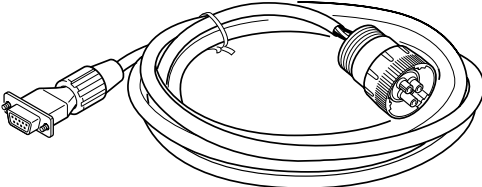
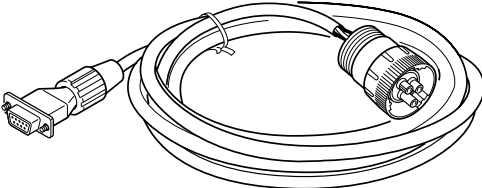
[TYPE B]タイプB

LXE10D LXE10E (Receptacle) Water proof type on the unit	LXE10D LXE10E (レセプタクル) コンテナ冷凍機 ユニットの防水型	
---	---	---

(1) Parts No.

(1) 部品番号

NO. 符号	PARTS NO. 部品番号	PARTS NAME	部品名称	REMARKS 備考
①	Local supply 市販品	Connection cable (reverse)	接続ケーブル (リバース)	RS232C reverse (cross) type RS232Cリバース (クロス) 型
②	9993324	Connection cable	接続ケーブル	
③	Local supply 市販品	Adapter (gender changer)	アダプター (ジェンダーチェンジャー)	D-sub 9P, Male-Male Dサブ9ピン、オス-オス
④	1087149	Connection cable (3 Pins)	接続ケーブル (3ピン)	LXE10E-A Standard LXE10E-A標準
⑤	1384509	Connection cable (5 Pins)	接続ケーブル (5ピン)	For LXE10E-A14,A15 LXE10E-A14、A15用

NO. 符号	Illustration 姿図	Internal Wiring 内部配線																														
①		<p>RS232C Female RS232C Female</p> <p>メス メス</p> <table border="0"> <tr><td>1</td><td>↔</td><td>1</td></tr> <tr><td>2</td><td>↔</td><td>2</td></tr> <tr><td>3</td><td>↔</td><td>3</td></tr> <tr><td>4</td><td>↔</td><td>4</td></tr> <tr><td>5</td><td>↔</td><td>5</td></tr> <tr><td>6</td><td>↔</td><td>6</td></tr> <tr><td>7</td><td>↔</td><td>7</td></tr> <tr><td>8</td><td>↔</td><td>8</td></tr> <tr><td>Frame</td><td></td><td>Frame</td></tr> <tr><td>フレーム</td><td></td><td>フレーム</td></tr> </table>	1	↔	1	2	↔	2	3	↔	3	4	↔	4	5	↔	5	6	↔	6	7	↔	7	8	↔	8	Frame		Frame	フレーム		フレーム
1	↔	1																														
2	↔	2																														
3	↔	3																														
4	↔	4																														
5	↔	5																														
6	↔	6																														
7	↔	7																														
8	↔	8																														
Frame		Frame																														
フレーム		フレーム																														
②		<p>Daikin made RS232C Female</p> <p>ダイキン製 メス</p> <table border="0"> <tr><td>A</td><td>Red</td><td>1</td></tr> <tr><td>B</td><td>White</td><td>2</td></tr> <tr><td>C</td><td>Black</td><td>3</td></tr> <tr><td></td><td></td><td>4</td></tr> <tr><td></td><td></td><td>5</td></tr> <tr><td></td><td></td><td>6</td></tr> <tr><td></td><td></td><td>7</td></tr> <tr><td></td><td></td><td>8</td></tr> <tr><td></td><td></td><td>9</td></tr> </table>	A	Red	1	B	White	2	C	Black	3			4			5			6			7			8			9			
A	Red	1																														
B	White	2																														
C	Black	3																														
		4																														
		5																														
		6																														
		7																														
		8																														
		9																														
③																																
④		<p>Daikin made RS232C Female</p> <p>ダイキン製 メス</p> <table border="0"> <tr><td>A</td><td>Red 赤</td><td>1</td></tr> <tr><td>B</td><td></td><td>2</td></tr> <tr><td>C</td><td>White 白</td><td>3</td></tr> <tr><td></td><td></td><td>4</td></tr> <tr><td></td><td>Black 黒</td><td>5</td></tr> <tr><td></td><td></td><td>6</td></tr> <tr><td></td><td></td><td>7</td></tr> <tr><td></td><td></td><td>8</td></tr> <tr><td></td><td></td><td>Frame</td></tr> <tr><td></td><td></td><td>フレーム</td></tr> </table>	A	Red 赤	1	B		2	C	White 白	3			4		Black 黒	5			6			7			8			Frame			フレーム
A	Red 赤	1																														
B		2																														
C	White 白	3																														
		4																														
	Black 黒	5																														
		6																														
		7																														
		8																														
		Frame																														
		フレーム																														
⑤		<p>Daikin made RS232C Female</p> <p>ダイキン製 メス</p> <table border="0"> <tr><td>A</td><td>Red 赤</td><td>1</td></tr> <tr><td>B</td><td></td><td>2</td></tr> <tr><td>C</td><td>White 白</td><td>3</td></tr> <tr><td>D</td><td></td><td>4</td></tr> <tr><td>E</td><td>Black 黒</td><td>5</td></tr> <tr><td></td><td></td><td>6</td></tr> <tr><td></td><td></td><td>7</td></tr> <tr><td></td><td></td><td>8</td></tr> <tr><td></td><td></td><td>Frame</td></tr> <tr><td></td><td></td><td>フレーム</td></tr> </table>	A	Red 赤	1	B		2	C	White 白	3	D		4	E	Black 黒	5			6			7			8			Frame			フレーム
A	Red 赤	1																														
B		2																														
C	White 白	3																														
D		4																														
E	Black 黒	5																														
		6																														
		7																														
		8																														
		Frame																														
		フレーム																														

2. Electronic Controller (DECOS III c, and III d) Integration of a'ssy

The current specification controllers are integrateel to following substitute specification controllers.

2.1 Substitute type controller

1) Group I

Applicable models: All the models other than group II and III shown next page.

Current spec.			Substitute spec.			
*Part No.	Drawing No.	Model/Spec.	*Part No.	Drawing No.	Model/Spec.	Accessories
1493559	3P124817-1	DECOS III d	1739356	3P172236-3	• Power board (Back light): Not equipped	<ul style="list-style-type: none"> • Adaptor kit (D/N: 4P204722-1) (P/N: 1822809) • D-SUB connector assy (D/N: 4P204720-1) (P/N: 1822816) <p>Refer to page3/12~ 4/12 for accessories installation</p>
1507597	3P124817-3	DECOS III d				
1573068	3P124817-5	DECOS III d				
1736650	3P124817-6	DECOS III d				
—	3P124817-7	DECOS III d				
1375365	3P101756-1	DECOS III c				
1477139	3P101756-2	DECOS III c				
1477146	3P101756-3	DECOS III c				
1519521	3P101756-4	DECOS III c				
1519538	3P101756-5	DECOS III c				
1584284	3P101756-7	DECOS III c				
1673063	3P161732-1	DECOS III d				
1645747	3P161732-2	DECOS III d				
—	3P161732-3	DECOS III d				
1750579	3P172236-1	DECOS III d				
—	3P172236-2	DECOS III d				
1739356	3P172236-3	DECOS III d				
1645754	3P162221-1	DECOS III d				
1645761	3P162221-2	DECOS III d				
1556328	3P142352-3	DECOS III d				
1241347	3P065573-1	DECOS III c				
1317174	3P065573-3	DECOS III c				
1327669	3P065573-5	DECOS III c				
1455836	3P065573-7	DECOS III c				
1477108	3P065573-9	DECOS III c				
1519545	3P065573-11	DECOS III c				
1519576	3P065573-13	DECOS III c				
1562804	3P065573-17	DECOS III c				
1295577	3P065573-2	DECOS III c				
1317181	3P065573-4	DECOS III c				
1327676	3P065573-6	DECOS III c				
1455843	3P065573-8	DECOS III c				
1477115	3P065573-10	DECOS III c				
1519552	3P065573-12	DECOS III c				
1519583	3P065573-14	DECOS III c				
1601312	3P065573-18	DECOS III c				
1750579	3P172236-1	DECOS III d				
—	3P172236-2	DECOS III d				
—	3P172236-5	DECOS III d				
1775477	3P172236-7	DECOS III d				

2) Group II

Applicable models: LXE10E-A18, A30, A44

Current spec.			Substitute spec.			
*Part No.	Drawing No.	Model/Spec.	*Part No.	Drawing No.	Model/Spec.	Accessories
1440353	3P112064-1	DECOS III c	1750586	3P172236-4	• Power board (Back light): Equipped	<ul style="list-style-type: none"> • Adaptor kit (D/N: 4P204722-1) (P/N: 1822809) • D-SUB connector assy (D/N: 4P204720-1) (P/N: 1822816) <p>Refer to page2 for accessories installation</p>
1477122	3P112064-2	DECOS III c				
1519569	3P112064-3	DECOS III c				
1519590	3P112064-4	DECOS III c				
—	3P112064-5	DECOS III c				
1601329	3P112064-6	DECOS III c				
1683105	3P112064-7	DECOS III d				
1750586	3P172236-4	DECOS III d				
Applicable model: LXE10E-A18*, A30*						

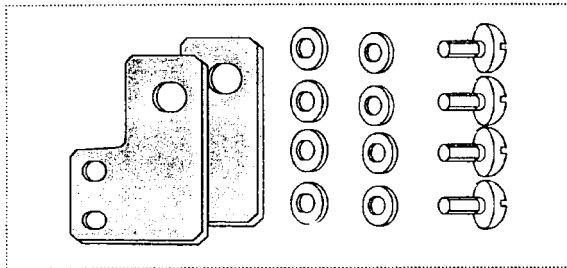
3) Group III

Applicable models: LXE10E-A33

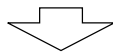
Current spec.			Substitute spec.			
*Part No.	Drawing No.	Model/Spec.	*Part No.	Drawing No.	Model/Spec.	Accessories
1684014	3P173640-1	DECOS III c	1787502	3P172236-9	• Power board (Back light): Equipped	<ul style="list-style-type: none"> • Adaptor kit (D/N: 4P204722-1) (P/N: 1822809) • D-SUB connector assy (D/N: 4P204720-1) (P/N: 1822816) <p>Refer to page2/10 for accessories installation</p>
1787502	3P172236-9	DECOS III d				
Applicable model: LXE10E-A33*						

2. 2 Accessories for alternative type controller and necessity of installation


The alternative type controller has the "backing plate kit" and "D-sub kit" for installation of the controller.
 ---backing plate kit---
 ---D-sub kit---



If the electric component box is made of aluminum (see pages 22 and 23), install the alternative type controller with using the supplied "backing plate kit" .



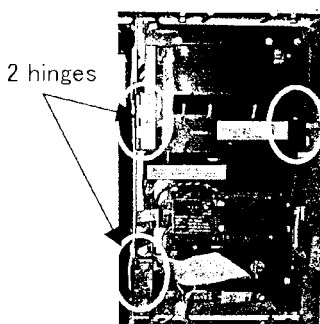
Control box made of aluminum
(Refer to page 22, 23)



Aluminum 2mm thick.(all round)

In the case of the box made of aluminum, install controller with adaptor kit in accessories

In case of 2 hinges



Controller

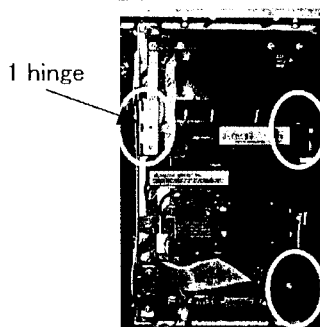
Detail

Control box made of aluminum

Speed bolt (Remove the one fixed on spare controller)

Adaptor kit parts (Accessories)

In case of 1 hinge



Controller

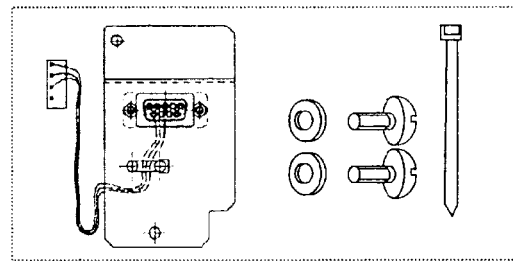
Detail

Detail

Control box made of aluminum


Speed bolt (Remove one fixed on spare controller)

Adaptor kit parts (Accessories)



If the current controller has the D-Sub type communication port on its cover, install the supplied "D-Sub kit" to the alternative type controller.

Control box made of plastic
(Refer to page 24, 25)



Plastic 6mm thick.
(all round)

Plastic ribs (all round)

2. 2. 1. Fixing of dry battery, rechargeable or Cabel with D - sub connector

- The unit that has dry battery or rechargeable battery installed: remove it from the defective controller and fix it to spare controller.

Dry battery

Remove from the defective controller



Rechargeable battery

Remove from the defective controller



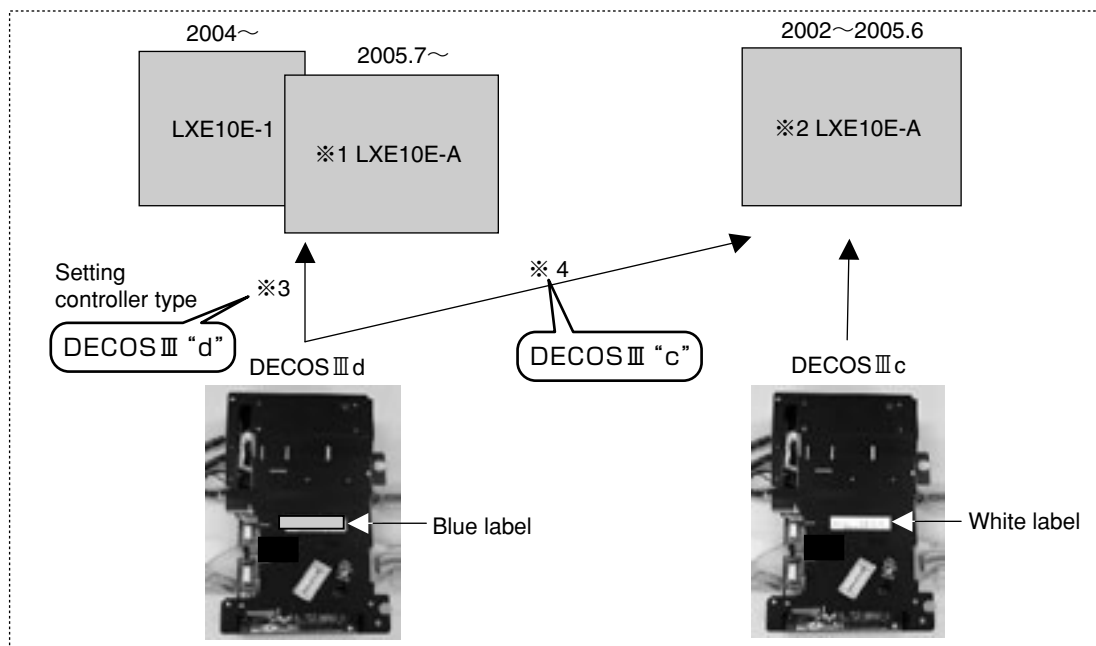
2. 2. 2. Initial setting

After completing installation of controller and cable connection, configure the initial setting of controller as below.

- 1. First, confirm the model name.

Note 1) Confirm the model name printed on the name plate located on the wall behind the power cable box.

- As shown below, the controller DECOS III d is applicable to all the models of LXE10E-1, *1 LXE10E-A, and *2 LXE10E-A. Note that the initial setup procedures depend on the models.



Note 3) How to recognize *1 LXE10E-A and *2 LXE10E-A

All models of LXE10E-A with *2 are listed below.

Other are LXE10E-A with *1.

Model names for *2 LXE10E-A				
LXE10E-A4	LXE10E-A8	LXE10E-A15	LXE10E-A18A	LXE10E-A27
LXE10E-A5	LXE10E-A9	LXE10E-A15A	LXE10E-A19	LXE10E-A27A
LXE10E-A5A	LXE10E-A9R	LXE10E-A15AR	LXE10E-A20	LXE10E-A28
LXE10E-A5B	LXE10E-A11	LXE10E-A15B	LXE10E-A21	LXE10E-A29
LXE10E-A5BR	LXE10E-A12	LXE10E-A16	LXE10E-A21A	LXE10E-A30
LXE10E-A6	LXE10E-A12A	LXE10E-A17	LXE10E-A24R	LXE10E-A31
LXE10E-A6R	LXE10E-A12B	LXE10E-A17A	LXE10E-A26	
LXE10E-A7	LXE10E-A14	LXE10E-A18	LXE10E-A26A	

● 2. Initial setting

1) For the model of LXE10E-1/*1LXE10E-A

Set all items by referring to attached [Initial Setting Table for Spare Controller DECOS3d].

2) For the model of *2 LXE10E-A

Set all items by referring to attached [Initial Setting Table for Spare Controller DECOS3c].

● 3. As for the setup procedures, see the attached “Initial setup procedures of spare controller DECOS3d and 3c” .

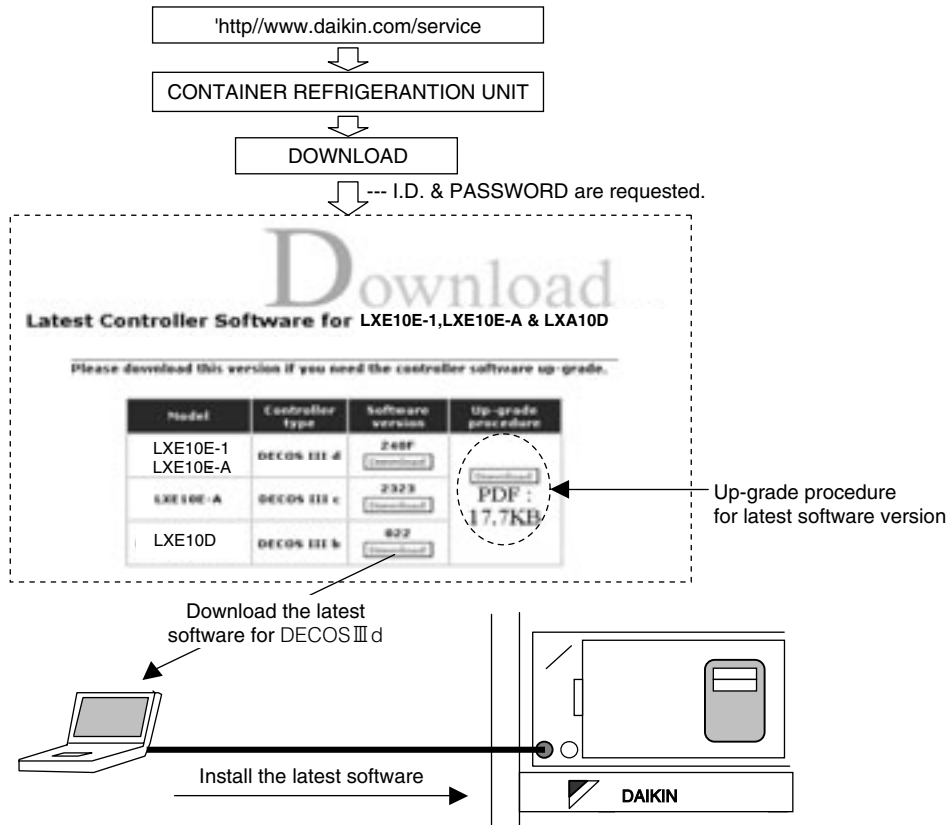
2. 2. 3. Up-grade to the latest software

After replacing controller with spare parts, install the latest software for up-grading.

Download the latest software from DAIKIN HOME PAGE as follows.

The unit can be operated with factory installed software loaded in the spare controller.

However Daikin requests to up-grade the software to the latest version for the best operation.



LXE10E-1 & LXE10E-A INITIAL SETTING TABLE for SPARE CONTROLLER DECOSIII d

MODEL NAME Note 1	※10.Optional fun.		※11.Basic function mode							※12.Optional Condition mode											※13.Input Data							
	USdA	gHu	DECO33	LOG INT	REC SEN	OC-SET	HP	dISP	COMP	REHEAT	FASEN	C/F	CHARTLS	USdA1/2	H001	H002	H003	H004	H005	H006	D1--	D2--	D3--	D4--	D5--	SET ID	SET TIME	
LXE10E-1 LXE10E-1A-1E	AU	OFF	d	60	ON	Sing	10	OFF	100	ON	L	F	ON	2	3	2	2	2	3	3	1	1	1	1	1	1	*	GMT
LXE10E-A5C-A6F	OFF	OFF	d	30	ON	Sing	10	OFF	100	OFF	OFF	C	OFF	1	3	2	2	2	3	3	1	1	1	1	1	*	GMT	
LXE10E-A9B-A9C	OFF	OFF	d	30	ON	Sing	10	ON	100	OFF	OFF	C	OFF	1	3	2	2	2	3	3	1	1	1	1	1	*	GMT	
LXE10E-A12C-A12F	OFF	OFF	d	30	ON	Sing	10	ON	100	OFF	OFF	C	OFF	1	3	2	2	2	3	3	1	1	1	1	1	*	GMT	
LXE10E-A15C-A15J	OFF	OFF	d	60	ON	Sing	10	OFF	100	ON	OFF	C	ON	2	3	2	2	2	3	3	1	1	1	1	1	*	GMT	
LXE10E-A15BR LXE10EA15GR	OFF	OFF	d	60	ON	Sing	10	OFF	100	ON	OFF	C	ON	2	3	2	2	2	3	3	1	1	1	1	1	*	GMT	
LXE10E-A18B-A18D	OFF	OFF	d	60	ON	Sing	10	OFF	100	ON	OFF	C	OFF	1	3	2	2	2	3	3	1	1	1	1	1	*	GMT	
LXE10E-A19A	OFF	OFF	d	30	ON	Sing	10	ON	100	OFF	OFF	C	OFF	1	3	2	2	2	3	3	1	1	1	1	1	*	GMT	
LXE10E-A21B-A21D	OFF	OFF	d	30	ON	Sing	10	OFF	100	OFF	OFF	C	ON	1	3	2	2	2	3	3	1	1	1	1	1	*	GMT	
LXE10E-A23-A23C	OFF	OFF	d	60	ON	Sing	10	OFF	100	OFF	OFF	C	ON	2	3	2	2	2	3	3	1	1	1	1	1	*	GMT +8	
LXE10E-A26B-A26E	OFF	OFF	d	60	ON	Sing	10	OFF	100	ON	OFF	C	OFF	2	3	2	2	2	3	3	1	1	1	1	1	*	GMT	
LXE10E-A27B	OFF	OFF	d	60	ON	Sing	10	OFF	100	ON	OFF	C	ON	2	3	2	2	2	3	3	1	1	1	1	1	*	GMT	
LXE10E-A29A	OFF	OFF	d	30	ON	Sing	10	OFF	100	OFF	OFF	C	ON	1	3	2	2	2	3	3	1	1	1	1	1	*	GMT	
LXE10E-A31A-A31B	OFF	OFF	d	60	ON	Sing	10	OFF	100	ON	OFF	C	ON	2	3	2	2	2	3	3	1	1	1	1	1	*	GMT	
LXE10E-A32A-A32B	OFF	OFF	d	60	ON	Sing	10	OFF	100	ON	H	C	OFF	2	3	2	2	2	3	3	1	1	1	1	1	*	GMT	

Note 1. Confirm MODEL NAME printed in the name plate mounted on the reefer unit.

LXE10E-1 & LXE10E-A INITIAL SETTING TABLE for SPARE CONTROLLER DECOSIII d

MODEL NAME Note 1	※10.Optional fun.		※11.Basic function mode							※12.Optional Condition mode										※13.Input Data								
	USdA	dHu	DECOS3	LOG INT	REC-SEN	OC-SET	HP	dISP	COMP	REHEAT	FASEN	C/F	CHARTLS	USdA1/2	H001	H002	H003	H004	H005	H006	D1--	D2--	D3--	D4--	D5--	SET ID	SET TIME	
LXE10E-A33-A33A	OFF	OFF	d	60	ON	Sing	10	OFF	100	ON	OFF	C	ON	2	3	2	2	2	3	3	1	1	1	1	1	1	*	GMT
LXE10E-A35-A35B	OFF	OFF	d	30	ON	Sing	10	OFF	100	OFF	OFF	C	OFF	1	3	2	2	2	3	3	1	1	1	1	1	1	*	GMT
LXE10E-A36-A36A	OFF	OFF	d	60	ON	Sing	10	OFF	100	ON	OFF	C	ON	2	3	2	2	2	3	3	1	1	1	1	1	1	*	GMT
LXE10E-A37	OFF	OFF	d	30	ON	Sing	10	ON	100	OFF	OFF	C	ON	1	3	2	2	2	3	3	1	1	1	1	1	1	*	GMT
LXE10E-A40-A40A	OFF	OFF	d	30	ON	Sing	10	ON	100	OFF	OFF	C	OFF	1	3	2	2	2	3	3	1	1	1	1	1	1	*	GMT
LXE10E-A41	OFF	OFF	d	30	ON	Sing	10	OFF	100	ON	OFF	C	OFF	1	3	2	2	2	3	3	1	1	1	1	1	1	*	GMT
LXE10E-A43	OFF	OFF	d	60	ON	Sing	10	OFF	100	ON	H	C	OFF	2	3	2	2	2	3	3	1	1	1	1	1	1	*	GMT
LXE10E-A44	OFF	OFF	d	60	ON	Sing	10	OFF	100	ON	H	C	OFF	1	3	2	2	2	3	3	1	1	1	1	1	1	*	GMT
LXE10E-A45	OFF	OFF	d	60	ON	Sing	10	OFF	100	ON	OFF	C	ON	2	3	2	2	2	3	3	1	1	1	1	1	1	*	GMT +8

Note 1. Confirm MODEL NAME printed in the name plate mounted on the reefer unit.


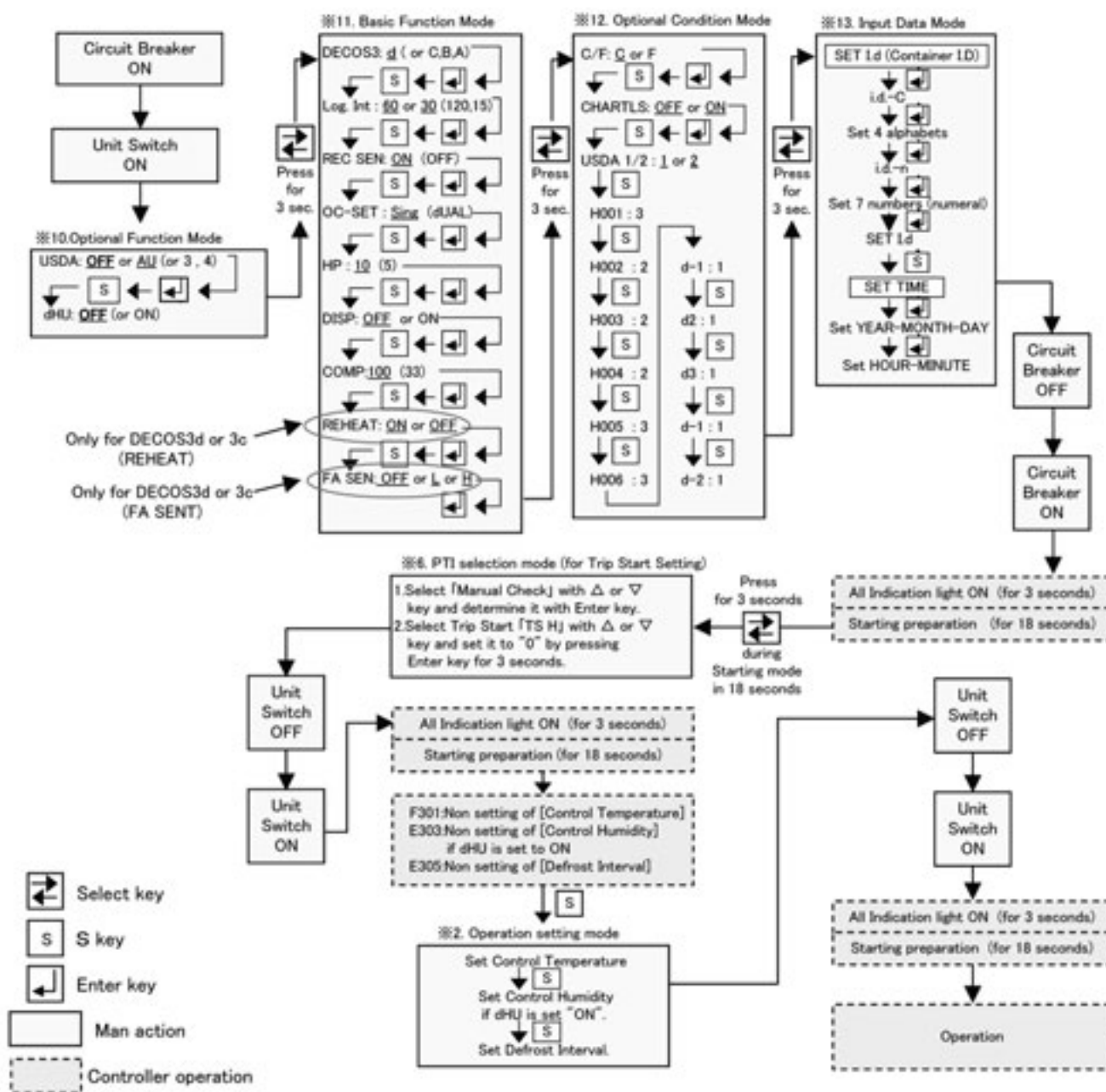
LXE10E-A Initial setting table into spare controller DECOS III c

MODEL NAME Note 1	※7.Optional function										※8.Basic function mode										※9.Optional Condition setting mode										※10.Input Data	
	USdA	dHu	DECOS-III Controlle r setting	LOG INT	REC SEN	OC-SET	HP	dISP	COMP	REHEAT	FA SEN	CHARTLS	USdA1/2	H001	H002	H003	H004	H005	H006	D1--	D2--	D3--	D-1-	D-2-	C/F	SET	Id	SET TIME				
	USdA sensor	Dehumidi- ficatio n control	Controlle r setting	Logging interval	Data recorder sensor	Input power	Hose power	Panel lighting OFF	Comp. Unload setting	Reheat coil setting	FA setting	D/H code indication	USdA sensor type	H001	H002	H003	H004	H005	H006	D1--	D2--	D3--	D-1-	D-2-	Temp. indication	Container I.D.	Id	SET TIME				
LXE10E	OFF	OFF	C	30	ON	Single	10	OFF	100	OFF	OFF	ON	1	3	2	2	1	3	1	1	1	1	1	1	C	*		GMT				
-A4	OFF	OFF	C	30	ON	Single	10	OFF	100	OFF	OFF	ON	1	3	2	2	1	3	1	1	1	1	1	1	C	*		GMT				
-A5	OFF	OFF	C	30	ON	Single	10	OFF	100	OFF	OFF	ON	1	3	2	2	1	3	1	1	1	1	1	1	C	*		GMT				
-A5A	OFF	OFF	C	30	ON	Single	10	OFF	100	OFF	OFF	ON	1	3	2	2	1	3	1	1	1	1	1	1	C	*		GMT				
-A5B	OFF	OFF	C	30	ON	Single	10	OFF	100	OFF	OFF	ON	1	3	2	2	1	3	1	1	1	1	1	1	C	*		GMT				
-A6	OFF	OFF	C	30	ON	Single	10	OFF	100	OFF	OFF	ON	1	3	2	2	1	3	1	1	1	1	1	1	C	*		GMT				
-A6R	OFF	OFF	C	30	ON	Single	10	OFF	100	OFF	OFF	ON	1	3	2	2	1	3	1	1	1	1	1	1	C	*		GMT				
-A12	OFF	OFF	C	30	ON	Single	10	OFF	100	OFF	OFF	ON	1	3	2	2	1	3	1	1	1	1	1	1	C	*		GMT				
-A12A	OFF	OFF	C	30	ON	Single	10	OFF	100	OFF	OFF	ON	1	3	2	2	1	3	1	1	1	1	1	1	C	*		GMT				
-A12B	OFF	OFF	C	30	ON	Single	10	OFF	100	OFF	OFF	ON	1	3	2	2	1	3	1	1	1	1	1	1	C	*		GMT				
-A28	OFF	OFF	C	30	ON	Single	10	OFF	100	OFF	OFF	ON	1	3	2	2	1	3	1	1	1	1	1	1	C	*		GMT				
-A7	OFF	OFF	C	60	ON	Single	10	OFF	100	OFF	OFF	ON	2	3	2	2	1	3	1	1	1	1	1	1	C	*		GMT				
-A11	OFF	OFF	C	60	ON	Single	10	OFF	100	OFF	OFF	ON	2	3	2	2	1	3	1	1	1	1	1	1	C	*		GMT				
-A20	OFF	OFF	C	60	ON	Single	10	OFF	100	OFF	OFF	ON	2	3	2	2	1	3	1	1	1	1	1	1	C	*		GMT				
-A26	OFF	OFF	C	60	ON	Single	10	OFF	100	OFF	OFF	ON	2	3	2	2	1	3	1	1	1	1	1	1	C	*		GMT				
-A26A	OFF	OFF	C	60	ON	Single	10	OFF	100	OFF	OFF	ON	2	3	2	2	1	3	1	1	1	1	1	1	C	*		GMT				
-A8	OFF	OFF	C	30	ON	Single	10	OFF	100	OFF	OFF	ON	1	3	2	2	1	3	1	1	1	1	1	1	C	*		GMT				
-A9	OFF	OFF	C	30	ON	Single	10	OFF	100	OFF	OFF	ON	1	3	2	2	1	3	1	1	1	1	1	1	C	*		GMT				
-A9R	OFF	OFF	C	30	ON	Single	10	OFF	100	OFF	OFF	ON	1	3	2	2	1	3	1	1	1	1	1	1	C	*		GMT				
-A19	OFF	OFF	C	30	ON	Single	10	OFF	100	OFF	OFF	ON	1	3	2	2	1	3	1	1	1	1	1	1	C	*		GMT				
-A5BR	OFF	OFF	C	60	ON	Single	10	OFF	100	OFF	OFF	ON	2	3	2	2	1	3	1	1	1	1	1	1	C	*		GMT				
-A14	OFF	OFF	C	60	ON	Single	10	OFF	100	OFF	OFF	ON	2	3	2	2	1	3	1	1	1	1	1	1	C	*		GMT				
-A15	OFF	OFF	C	60	ON	Single	10	OFF	100	OFF	OFF	ON	2	3	2	2	1	3	1	1	1	1	1	1	C	*		GMT				
-A15A	OFF	OFF	C	60	ON	Single	10	OFF	100	OFF	OFF	ON	2	3	2	2	1	3	1	1	1	1	1	1	C	*		GMT				
-A15B	OFF	OFF	C	60	ON	Single	10	OFF	100	OFF	OFF	ON	2	3	2	2	1	3	1	1	1	1	1	1	C	*		GMT				
-A5	OFF	OFF	C	30	ON	Single	10	OFF	100	OFF	OFF	ON	1	3	2	2	1	3	1	1	1	1	1	1	C	*		GMT				
-A16	OFF	OFF	C	30	ON	Single	10	OFF	100	OFF	OFF	ON	1	3	2	2	1	3	1	1	1	1	1	1	C	*		GMT				
-A21	OFF	OFF	C	30	ON	Single	10	OFF	100	OFF	OFF	ON	1	3	2	2	1	3	1	1	1	1	1	1	C	*		GMT				
-A29	OFF	OFF	C	30	ON	Single	10	OFF	100	OFF	OFF	ON	1	3	2	2	1	3	1	1	1	1	1	1	C	*		GMT				
-A17	OFF	OFF	C	30	ON	Single	10	OFF	100	OFF	OFF	ON	1	3	2	2	1	3	1	1	1	1	1	1	C	*		GMT				
-A17A	OFF	OFF	C	30	ON	Single	10	OFF	100	OFF	OFF	ON	1	3	2	2	1	3	1	1	1	1	1	1	C	*		GMT				
-A18	OFF	OFF	C	60	ON	Single	10	OFF	100	OFF	OFF	ON	1	3	2	2	1	3	1	1	1	1	1	1	C	*		GMT				
-A18A	OFF	OFF	C	60	ON	Single	10	OFF	100	OFF	OFF	ON	1	3	2	2	1	3	1	1	1	1	1	1	C	*		GMT				
-A30	OFF	OFF	C	60	ON	Single	10	OFF	100	OFF	OFF	ON	1	3	2	2	1	3	1	1	1	1	1	1	C	*		GMT				
-A21	OFF	OFF	C	30	ON	Single	10	OFF	100	OFF	OFF	ON	1	3	2	2	1	3	1	1	1	1	1	1	C	*		GMT				
-A21A	OFF	OFF	C	30	ON	Single	10	OFF	100	OFF	OFF	ON	1	3	2	2	1	3	1	1	1	1	1	1	C	*		GMT				
-A24R	OFF	OFF	C	30	ON	Single	10	OFF	100	OFF	OFF	ON	1	3	2	2	1	3	1	1	1	1	1	1	C	*		GMT				
-A15AR	OFF	OFF	C	60	ON	Single	10	OFF	100	OFF	OFF	ON	2	3	2	2	1	3	1	1	1	1	1	1	C	*		GMT				
-A15B	OFF	OFF	C	60	ON	Single	10	OFF	100	OFF	OFF	ON	2	3	2	2	1	3	1	1	1	1	1	1	C	*		GMT				
-A27	OFF	OFF	C	60	ON	Single	10	OFF	100	OFF	OFF	ON	2	3	2	2	1	3	1	1	1	1	1	1	C	*		GMT				
-A27A	OFF	OFF	C	60	ON	Single	10	OFF	100	OFF	OFF	ON	2	3	2	2	1	3	1	1	1	1	1	1	C	*		GMT				
-A31	OFF	OFF	C	60	ON	Single	10	OFF	100	OFF	OFF	ON	2	3	2	2	1	3	1	1	1	1	1	1	C	*		GMT				

Note 1. Confirm MODEL NAME stamped in the name plate mounted on the refer unit.

INITIAL SETTING PROCEDURE for DECOS3d, DECOS3c & DECOS3b

LXE10E-1, LXE10E-A & LXE10D



2. 電子コントローラ（DECOSⅢc,Ⅲd）A'ssyの統合

下記の現行仕様品欄のコントローラは代替仕様品欄コントローラに統合されます。

2.1 代替仕様品コントローラ

1) グループ I

適用機種：次頁グループⅡ、Ⅲの適用機種以外の全て

現行仕様品欄			代替仕様品欄			
部品番号	図面番号	形式及び仕様	部品番号	図面番号	形式及び仕様	付属品
1493559	3P124817-1	DECOSⅢd	1739356	3P172236-3	パワーボード (・バックライト無し)	<ul style="list-style-type: none"> ・コントローラ用当板 キット (図番：4P204722-1) (P/N：1822809) ・D-SUBキット (図番：4P204720-1) (P/N：1822816) 付属品の取付け要否は 3～4頁参照
1507597	3P124817-3	DECOSⅢd				
1573068	3P124817-5	DECOSⅢd				
1736650	3P124817-6	DECOSⅢd				
—	3P124817-7	DECOSⅢd				
1375365	3P101756-1	DECOSⅢc				
1477139	3P101756-2	DECOSⅢc				
1477146	3P101756-3	DECOSⅢc				
1519521	3P101756-4	DECOSⅢc				
1519538	3P101756-5	DECOSⅢc				
1584284	3P101756-7	DECOSⅢc				
1673063	3P161732-1	DECOSⅢd				
1645747	3P161732-2	DECOSⅢd				
—	3P161732-3	DECOSⅢd				
1750579	3P172236-1	DECOSⅢd				
—	3P172236-2	DECOSⅢd				
1739356	3P172236-3	DECOSⅢd				
1645754	3P162221-1	DECOSⅢd				
1645761	3P162221-2	DECOSⅢd				
1556328	3P142352-3	DECOSⅢd				
1241347	3P065573-1	DECOSⅢc				
1317174	3P065573-3	DECOSⅢc				
1327669	3P065573-5	DECOSⅢc				
1455836	3P065573-7	DECOSⅢc				
1477108	3P065573-9	DECOSⅢc				
1519545	3P065573-11	DECOSⅢc				
1519576	3P065573-13	DECOSⅢc				
1562804	3P065573-17	DECOSⅢc				
1295577	3P065573-2	DECOSⅢc				
1317181	3P065573-4	DECOSⅢc				
1327676	3P065573-6	DECOSⅢc				
1455843	3P065573-8	DECOSⅢc				
1477115	3P065573-10	DECOSⅢc				
1519552	3P065573-12	DECOSⅢc				
1519583	3P065573-14	DECOSⅢc				
1601312	3P065573-18	DECOSⅢc				
1750579	3P172236-1	DECOSⅢd				
—	3P172236-2	DECOSⅢd				
—	3P172236-5	DECOSⅢd				
1775477	3P172236-7	DECOSⅢd				

2) グループⅡ

適用機種：LXE10E-A18,A30,A44

現行仕様品欄			代替仕様品欄			
部品番号	図面番号	形式及び仕様	部品番号	図面番号	形式及び仕様	付属品
1440353	3P112064-1	DECOSⅢc	1750586	3P172236-4	パワーボード (・バックライト有り)	<ul style="list-style-type: none"> ・コントローラ用当板キット (図番：4P204722-1) (P/N：1822809) ・D-SUBキット (図番：4P204720-1) (P/N：1822816) 付属品の取付け要否は2頁参照
1477122	3P112064-2	DECOSⅢc				
1519569	3P112064-3	DECOSⅢc				
1519590	3P112064-4	DECOSⅢc				
—	3P112064-5	DECOSⅢc				
1601329	3P112064-6	DECOSⅢc				
1683105	3P112064-7	DECOSⅢd				
1750586	3P172236-4	DECOSⅢd				
対象機種：LXE10E-A18*, A30*に適用						

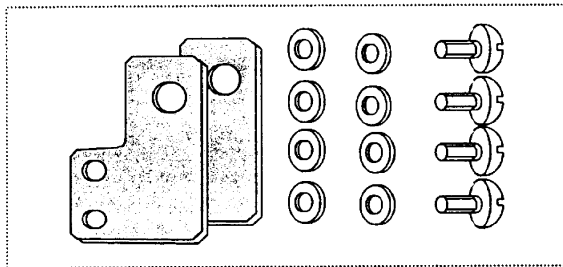
3) グループⅢ

適用機種：LXE10E-A33

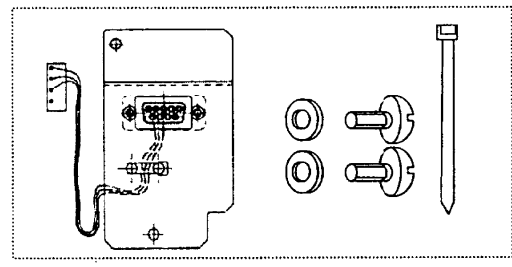
現行仕様品欄			代替仕様品欄			
部品番号	図面番号	形式及び仕様	部品番号	図面番号	形式及び仕様	付属品
1684014	3P173640-1	DECOSⅢc	1787502	3P172236-9	パワーボード (・バックライト有り)	<ul style="list-style-type: none"> ・コントローラ用当板キット (図番：4P204722-1) (P/N：1822809) ・D-SUBキット (図番：4P204720-1) (P/N：1822816) 付属品の取付け要否は2頁参照
1787502	3P172236-9	DECOSⅢd				
対象機種：LXE10E-A33*に適用						

2.2 コントローラ付属部品取付

代替仕様品コントローラにはコントローラ取付用「当板キット」と「D-Subキット」を付属しています。
 ---当板キット---
 ---D-Subキット---




電装品箱がアルミ製（22,23頁参照）の場合は、付属の「当板キット」を使用して代替仕様品コントローラを取付けてください。



現行品コントローラの蓋にD-Sub式の通信ポートが取付いている場合は、付属の「D-Subキット」を代替仕様品コントローラに組込んでください。


アルミ製コントロールボックス
(22,23頁参照)



アルミニウム 2mm厚(4周)

アルミ製ボックスの場合は、付属部品を利用してコントローラを取付けてください

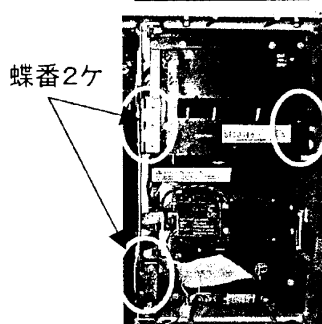
樹脂製コントロールボックス
(24,25頁参照)



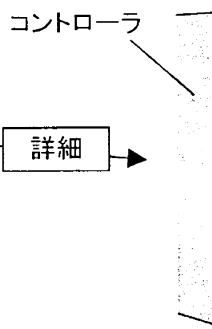
樹脂 6mm厚(4周)

樹脂リブ(4周内面)

蝶番2ケの場合



蝶番2ケ



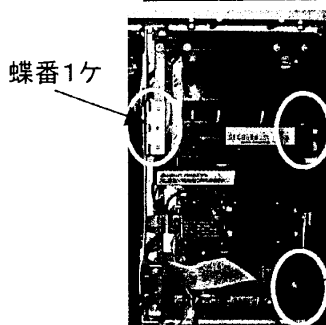
詳細

アルミ製ボックス

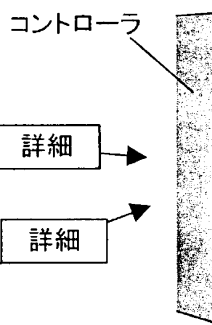
スピードボルト(コントローラ組込品を使用する)

アダプターキット
(付属部品)

蝶番1ケの場合



蝶番1ケ



詳細

詳細

アルミ製ボックス

スピードボルト(コントローラ組込品を使用する)

アダプターキット
(付属部品)

2.2.1. ドライバッテリー、充電式バッテリーの取付

- ドライバッテリー又は充電式バッテリーを取付けの機種は、不良コントローラより取外して、再度組込んでください。

ドライバッテリー
不良コントローラより



充電式バッテリー
不良コントローラより

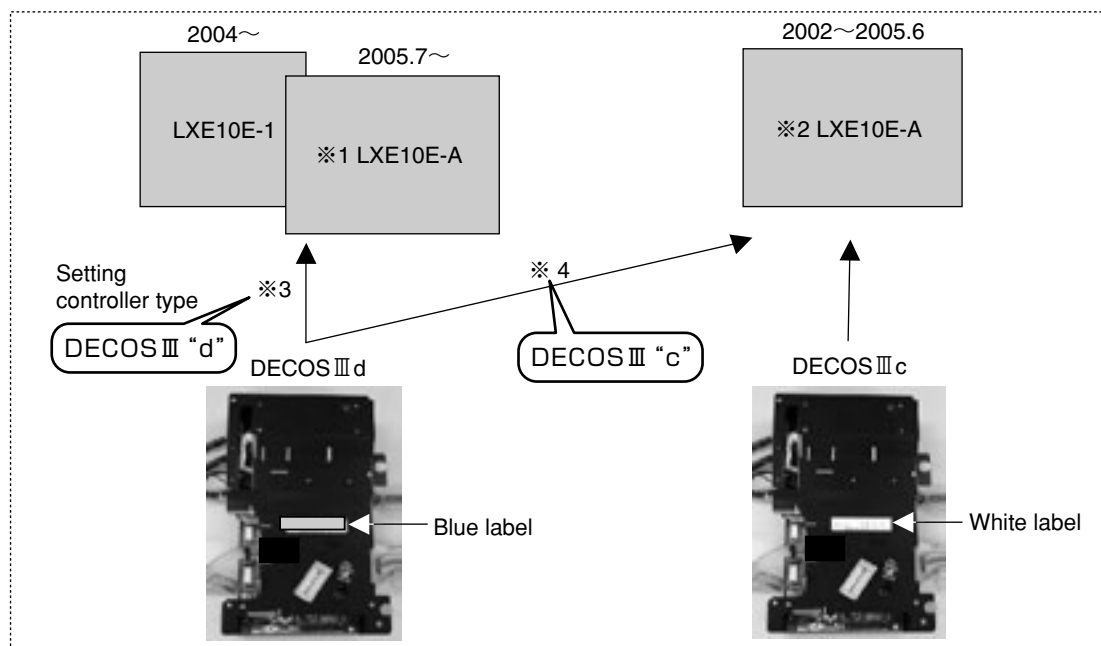


2.2.2. イニシャル設定

コントローラ組立品の取付け及びケーブル接続が完了したら、コントローラへのイニシャル設定を下記の要領でおこなってください。

- 1. 最初に機種名を確認ください。

- 注 1) 機種名は電源ケーブル格納箱の奥にある機械銘板にて確認できます。
2) 下記の如く、当コントローラDECOSⅢdはLXE10E-1, ※1 LXE10E-Aと
※2 LXE10E-Aの全てに使用できますが、機種によってイニシャル設定の要領が異なります。



Note 3) 前頁*1 LXE10E-Aと*2 LXE10E-Aの機種名の見分け方

*2 LXE10E-Aの機種名を下記に示します。

その他の機種は*1 LXE10E-Aです。

*2 LXE10E-Aの機種名				
LXE10E-A4	LXE10E-A8	LXE10E-A15	LXE10E-A18A	LXE10E-A27
LXE10E-A5	LXE10E-A9	LXE10E-A15A	LXE10E-A19	LXE10E-A27A
LXE10E-A5A	LXE10E-A9R	LXE10E-A15AR	LXE10E-A20	LXE10E-A28
LXE10E-A5B	LXE10E-A11	LXE10E-A15B	LXE10E-A21	LXE10E-A29
LXE10E-A5BR	LXE10E-A12	LXE10E-A16	LXE10E-A21A	LXE10E-A30
LXE10E-A6	LXE10E-A12A	LXE10E-A17	LXE10E-A24R	LXE10E-A31
LXE10E-A6R	LXE10E-A12B	LXE10E-A17A	LXE10E-A26	
LXE10E-A7	LXE10E-A14	LXE10E-A18	LXE10E-A26A	

●2. イニシャル設定

1) 機種名が LXE10E-1, *1 LXE10E-A の場合
別紙の [スペアコントローラDECOS3d への初期設定表]に従って設定して下さい。

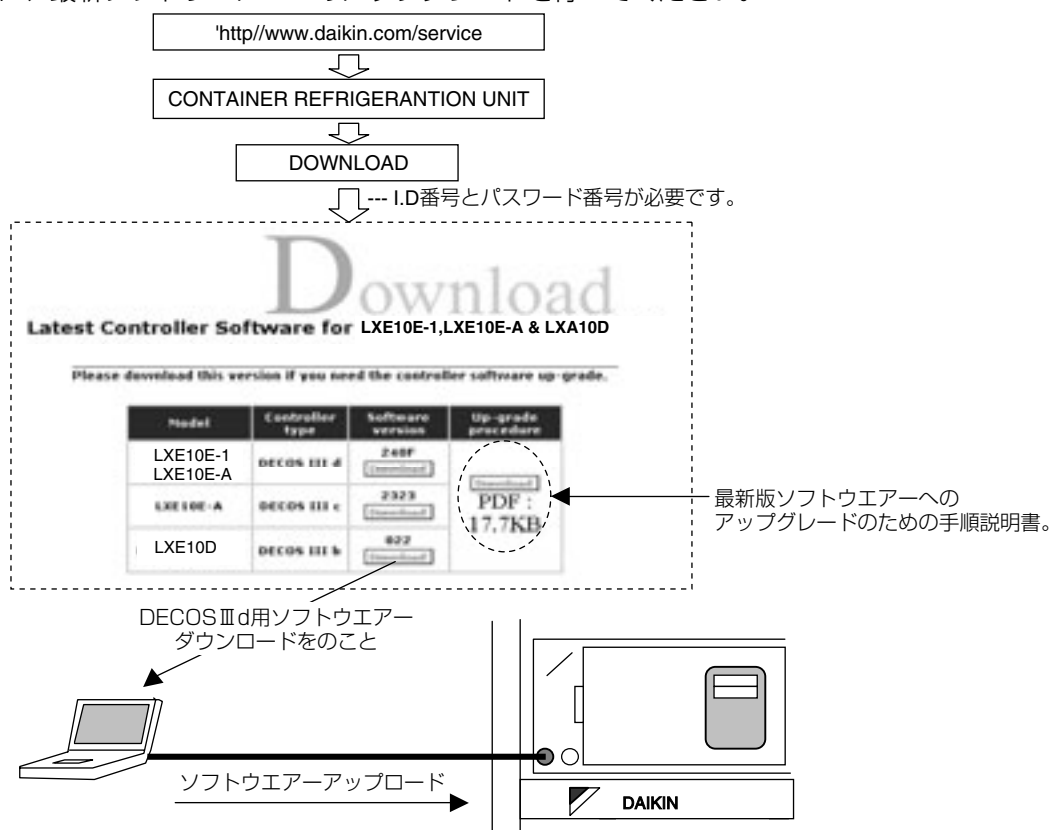
2) 機種名が *2 LXE10E-A の場合
別紙の [スペアコントローラDECOS3c への初期設定表]に従って設定して下さい。

●3. 設定手順については別紙の [スペアコントローラDECOS3d, 3cへの初期設定手順書]に従ってください。

2. 2. 3. 最新ソフトウェアのインストール (アップグレード)

スペアパーツコントローラへ交換後は、最新ソフトウェアへのアップグレードが必要です。
最新ソフトウェアは下記の要領でDAIKIN HOME PAGEよりダウンロードしてください。

ユニットはスペアコントローラに予めインストールされているソフトで運転をしますが、最善の運転を行うために、最新ソフトウェアへのアップグレードを行ってください。



LXE10E-1 & LXE10E-A スペアコンローラDECOSⅢdの初期設定表

MODEL NAME 機種名	※10.Optional fun.				※11.Basic function mode										※12.Optional Condition mode										※13.Input Data								
	USdA	dHu	LOG INT	REC SEN	OC-SET	HP	dISP	COMP	REHEAT	FASEN	C/F	CHARTLS	USdA1/2	H001	H002	H003	H004	H005	H006	D1--	D2--	D3--	D4--	D5--	SET ID	SET TIME							
LXE10E-1	AU	OFF	d	60	ON	Sing	10	OFF	100	ON	L	F	ON	2	3	2	2	2	2	2	2	2	3	3	3	1	1	1	1	1	1	*	GMT
LXE10E-A5G	OFF	OFF	d	30	ON	Sing	10	OFF	100	OFF	OFF	C	OFF	1	3	2	2	2	2	2	2	2	3	3	3	1	1	1	1	1	1	*	GMT
LXE10E-A9B-A9C	OFF	OFF	d	30	ON	Sing	10	ON	100	OFF	OFF	C	OFF	1	3	2	2	2	2	2	2	2	3	3	3	1	1	1	1	1	1	*	GMT
LXE10E-A12C-A12F	OFF	OFF	d	30	ON	Sing	10	ON	100	OFF	OFF	C	OFF	1	3	2	2	2	2	2	2	2	3	3	3	1	1	1	1	1	1	*	GMT
LXE10E-A15C-A15J	OFF	OFF	d	60	ON	Sing	10	OFF	100	ON	OFF	C	ON	2	3	2	2	2	2	2	2	2	3	3	3	1	1	1	1	1	1	*	GMT
LXE10E-A15BR LXE10E-A15GR	OFF	OFF	d	60	ON	Sing	10	OFF	100	ON	OFF	C	ON	2	3	2	2	2	2	2	2	2	3	3	3	1	1	1	1	1	1	*	GMT
LXE10E-A18B-A18D	OFF	OFF	d	60	ON	Sing	10	OFF	100	ON	OFF	C	OFF	1	3	2	2	2	2	2	2	2	3	3	3	1	1	1	1	1	1	*	GMT
LXE10E-A19A	OFF	OFF	d	30	ON	Sing	10	ON	100	OFF	OFF	C	OFF	1	3	2	2	2	2	2	2	2	3	3	3	1	1	1	1	1	1	*	GMT
LXE10E-A21B-A21D	OFF	OFF	d	30	ON	Sing	10	OFF	100	OFF	OFF	C	ON	1	3	2	2	2	2	2	2	2	3	3	3	1	1	1	1	1	1	*	GMT
LXE10E-A23-A23C	OFF	OFF	d	60	ON	Sing	10	OFF	100	OFF	OFF	C	ON	2	3	2	2	2	2	2	2	2	3	3	3	1	1	1	1	1	1	*	GMT +8
LXE10E-A26B-A26E	OFF	OFF	d	60	ON	Sing	10	OFF	100	ON	OFF	C	OFF	2	3	2	2	2	2	2	2	2	3	3	3	1	1	1	1	1	1	*	GMT
LXE10E-A27B	OFF	OFF	d	60	ON	Sing	10	OFF	100	ON	OFF	C	ON	2	3	2	2	2	2	2	2	2	3	3	3	1	1	1	1	1	1	*	GMT
LXE10E-A29A	OFF	OFF	d	30	ON	Sing	10	OFF	100	OFF	OFF	C	ON	1	3	2	2	2	2	2	2	2	3	3	3	1	1	1	1	1	1	*	GMT
LXE10E-A31A-A31B	OFF	OFF	d	60	ON	Sing	10	OFF	100	ON	OFF	C	ON	2	3	2	2	2	2	2	2	2	3	3	3	1	1	1	1	1	1	*	GMT
LXE10E-A32A-A32B	OFF	OFF	d	60	ON	Sing	10	OFF	100	ON	H	C	OFF	2	3	2	2	2	2	2	2	2	3	3	3	1	1	1	1	1	1	*	GMT

注) 1. 機種名は冷凍装置に貼付けてある機械銘板中の記載を確認して下さい。

LXE10E-1 & LXE10E-A スペアコントローラDECOSⅢdの初期設定表

MODEL NAME 機種名	※10.Optional fun.										※11. Basic function mode										※12. Optional Condition mode										※13. Input Data	
	USdA	dHu	DECOS3	LOG INT	REC SEN	OC-SET	HP	dISP	COMP	REHEAT	FASEN	C/F	CHARTLS	USdA1/2	H001	H002	H003	H004	H005	H006	D1--	D2--	D3--	D4--	D5--	SET ID	SET TIME					
LXE10E-A33-A39A	OFF	OFF	d	60	ON	Sing	10	OFF	100	ON	OFF	C	ON	2	3	2	2	2	3	3	1	1	1	1	1	*	GMT					
LXE10E-A35-A38B	OFF	OFF	d	30	ON	Sing	10	OFF	100	OFF	OFF	C	OFF	1	3	2	2	2	3	3	1	1	1	1	1	*	GMT					
LXE10E-A36-A36A	OFF	OFF	d	60	ON	Sing	10	OFF	100	ON	OFF	C	ON	2	3	2	2	2	3	3	1	1	1	1	1	*	GMT					
LXE10E-A37	OFF	OFF	d	30	ON	Sing	10	ON	100	OFF	OFF	C	ON	1	3	2	2	2	3	3	1	1	1	1	1	*	GMT					
LXE10E-A40-A40A	OFF	OFF	d	30	ON	Sing	10	ON	100	OFF	OFF	C	OFF	1	3	2	2	2	3	3	1	1	1	1	1	*	GMT					
LXE10E-A41	OFF	OFF	d	30	ON	Sing	10	OFF	100	ON	OFF	C	OFF	1	3	2	2	2	3	3	1	1	1	1	1	*	GMT					
LXE10E-A43	OFF	OFF	d	60	ON	Sing	10	OFF	100	ON	H	C	OFF	2	3	2	2	2	3	3	1	1	1	1	1	*	GMT					
LXE10E-A44	OFF	OFF	d	60	ON	Sing	10	OFF	100	ON	H	C	OFF	1	3	2	2	2	3	3	1	1	1	1	1	*	GMT					
LXE10E-A45	OFF	OFF	d	60	ON	Sing	10	OFF	100	ON	OFF	C	ON	2	3	2	2	2	3	3	1	1	1	1	1	*	GMT +8					

注) 1. 機種名は冷凍装置に貼付けてある機械銘板中の記載を確認して下さい。

LXE10E-A スペースコントロールラDECOSⅢcの初期設定表

MODEL NAME Note 1	※7.Optional function										※8.Basic function mode										※9.Optional Condition setting mode										※10.Input Data										
	USdA USdA sensor	dHu Dehumi- dification control	DECOS-Ⅲ Controller setting	LOG INT Logging interval	REC SEN Data recorder sensor	OC-SET Input power	HP Hose power	dISP Panel lighting OFF	COMP Comp. Unload setting	REHEAT Reheat coil setting	FA SEN FA setting	CHARTLS D/H code indication	USdA1/2 USdA sensor type	H001	H002	H003	H004	H005	H006	D1--	D2--	D3--	D1-	D2-	D-	C/F	Temp. indication	Container I.D.	SET d SET TIME Controller set time												
LXE10E	OFF	OFF	C	30	ON	Single	10	OFF	100	OFF	10	OFF	100	OFF	ON	Single	10	OFF	100	OFF	OFF	ON	1	3	2	2	1	3	3	3	1	1	1	1	1	1	C	*	GMT		
-A4	OFF	OFF	C	30	ON	Single	10	OFF	100	OFF	10	OFF	100	OFF	ON	Single	10	OFF	100	OFF	OFF	ON	1	3	2	2	1	3	3	3	1	1	1	1	1	1	C	*	GMT		
-A5	OFF	OFF	C	30	ON	Single	10	OFF	100	OFF	10	OFF	100	OFF	ON	Single	10	OFF	100	OFF	OFF	ON	1	3	2	2	1	3	3	3	1	1	1	1	1	1	C	*	GMT		
-A5A																																									
-A5B																																									
-A6																																									
-A6R																																									
-A12	OFF	OFF	C	30	ON	Single	10	ON	100	OFF	10	ON	100	OFF	OFF	Single	10	ON	100	OFF	OFF	OFF	1	3	2	2	1	3	3	3	1	1	1	1	1	1	C	*	GMT		
-A12A																																									
-A12B																																									
-A28																																									
-A7																																									
-A11	OFF	OFF	C	60	ON	Single	10	OFF	100	OFF	10	OFF	100	OFF	ON	Single	10	OFF	100	OFF	OFF	OFF	2	3	2	2	1	3	3	3	1	1	1	1	1	1	C	*	GMT		
-A20																																									
-A26																																									
-A26A																																									
-A8																																									
-A9																																									
-A9R	OFF	OFF	C	30	ON	Single	10	ON	100	OFF	10	ON	100	OFF	OFF	Single	10	ON	100	OFF	OFF	OFF	1	3	2	2	1	3	3	3	1	1	1	1	1	1	1	C	*	GMT	
-A19																																									
-A5BR																																									
-A14																																									
-A15	OFF	OFF	C	60	ON	Single	10	OFF	100	OFF	10	OFF	100	OFF	ON	Single	10	OFF	100	OFF	ON	ON	2	3	2	2	1	3	3	3	1	1	1	1	1	1	1	C	*	GMT	
-A15A																																									
-A15B																																									
-A5																																									
-A16	OFF	OFF	C	30	ON	Single	10	OFF	100	OFF	10	OFF	100	OFF	ON	Single	10	OFF	100	OFF	OFF	ON	1	3	2	2	1	3	3	3	1	1	1	1	1	1	1	C	*	GMT	
-A21																																									
-A29																																									
-A17	OFF	OFF	C	30	ON	Single	10	OFF	100	OFF	10	OFF	100	OFF	ON	Single	10	OFF	100	OFF	OFF	OFF	1	3	2	2	1	3	3	3	1	1	1	1	1	1	1	C	*	GMT	
-A17A																																									
-A18	OFF	OFF	C	60	ON	Single	10	OFF	100	OFF	10	OFF	100	OFF	ON	Single	10	OFF	100	OFF	OFF	ON	1	3	2	2	1	3	3	3	1	1	1	1	1	1	1	C	*	GMT	
-A18A																																									
-A30																																									
-A21	OFF	OFF	C	30	ON	Single	10	OFF	100	OFF	10	OFF	100	OFF	ON	Single	10	OFF	100	OFF	OFF	ON	1	3	2	2	1	3	3	3	1	1	1	1	1	1	1	C	*	GMT	
-A21A																																									
-A24R	OFF	OFF	C	30	ON	Single	10	OFF	100	OFF	10	OFF	100	OFF	ON	Single	10	OFF	100	OFF	OFF	ON	1	3	2	2	1	3	3	3	1	1	1	1	1	1	1	C	*	Jpn	
-A15AR	OFF	OFF	C	60	ON	Single	10	OFF	100	OFF	10	OFF	100	OFF	ON	Single	10	OFF	100	OFF	OFF	ON	2	3	2	2	1	3	3	3	1	1	1	1	1	1	1	C	*	GMT	
-A15B																																									
-A27	OFF	OFF	C	60	ON	Single	10	OFF	100	OFF	10	OFF	100	OFF	ON	Single	10	OFF	100	OFF	OFF	ON	2	3	2	2	1	3	3	3	1	1	1	1	1	1	1	C	*	GMT	
-A27A																																									
-A31	OFF	OFF	C	60	ON	Single	10	OFF	100	OFF	10	OFF	100	OFF	ON	Single	10	OFF	100	OFF	OFF	ON	2	3	2	2	1	3	3	3	1	1	1	1	1	1	1	C	*	GMT	

注) 1. 機種名は冷凍装置に貼り付けてある機械銘板中の記載を確認して下さい。

<https://daikin-p.ru>

MEMO

3.Main parts used for individual models (LXE10E-A)

3. 各機種毎に使用されている主要部品 (LXE10E-A)

As you may know, the parts used for the container refrigerating unit may vary depending on individual model.

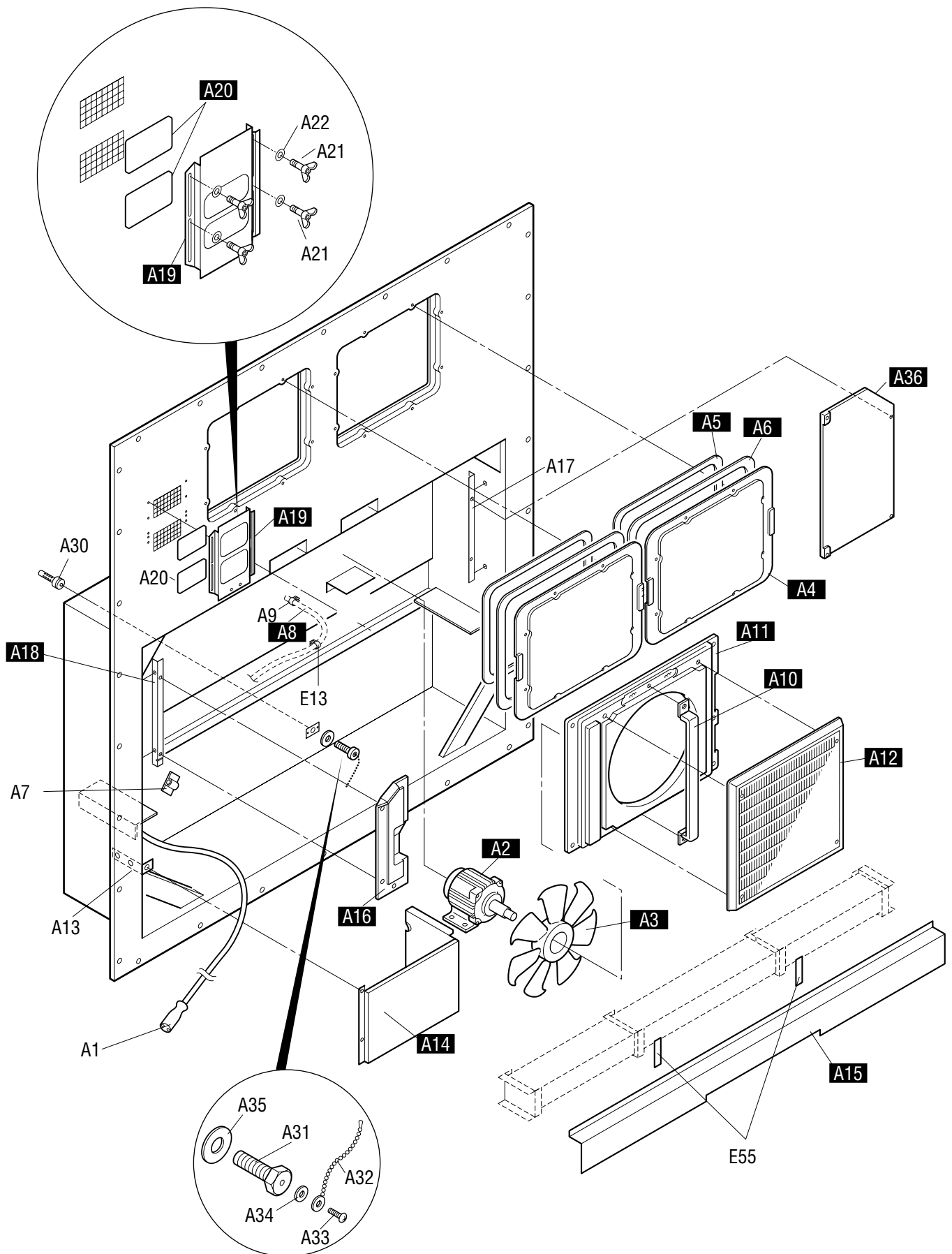
This time we have prepared a compiled list of main parts which are frequently used (placement of order) from the parts data of the optional function manual parts list published by the model.

Use the compiled list of main parts when you need information about main parts of the specified model.

ご存知のようにコンテナ冷凍装置の使用部品は機種により異なる場合があります。

今回、各機種毎に発行されているオプション機能編マニュアルパーツリストのパーツリストデータより、よく使用される（発注の在る）主要部品を集計してリストを作成しました。

特定の機種の主要部品の情報を調べる際にご利用下さい。



NO. 符号	INDEX	PARTS NO. 部品番号	Substitute 代替部品	PARTS NAME	DWG. NO. 図面番号	TYPE SPECIFICATION 形式 仕様	MODEL 機種名	NOTE 備考
A2	A	0954936		Condenser fan motor	3P005566-1		A4, A5, A5A, A5B, A5BR, A5C, A5D, A5E, A9, A9A, A9B, A9R, A11, A12, A12A, A12B, A12C, A12D, A12E, A12F, A14, A15, A15A, A15AR, A15B, A15BR, A15C, A15D, A15E, A15F, A15G, A15GR, A15H, A15J, A17, A17A, A18A, A18B, A18C, A18D, A19, A20, A21A, A21B, A21C, A23A, A24, A26, A26A, A26B, A26C, A27, A27A, A27B, A28, A29, A29A, A30, A31, A31A, A31B, A32A, A32B, A33, A33A, A35, A35A, A36, A36A	
A3	B	0980618		Fan Brade(outside)	2P004956-1	P44H11S	A4, A5, A5A, A5B, A5BR, A5C, A5D, A5E, A9, A9A, A9B, A9R, A11, A12C, A12D, A12E, A12F, A14, A15, A15A, A15AR, A15B, A15BR, A15C, A15D, A15E, A15F, A15G, A15GR, A15H, A15J, A17, A17A, A18A, A18B, A18C, A18D, A19, A20, A21A, A21B, A21C, A23A, A24, A26, A26A, A26B, A26C, A29, A29A, A30, A31, A31A, A31B, A32A, A32B, A35, A35A, A36, A36A	
A3	B	0980618		Fan Brade(outside)	P44H11S		A12, A12A, A12B, A27, A28, A33, A33A	
A3		1632176		Propeller fan rotor	4P159494-1		A27A, A27B	
A4	C	0980423		Acesses panel ass'y	1P006678-1		A4, A5, A5A, A14, A15, A15A, A15AR, A27	
A4	C	1295476		Service plate ass'y(FRP)	1P006678-2		A9, A9R, A11, A12, A12A, A20, A26	
A2	C	1295476		Service plate ass'y(FRP)	1P006678-2		A6, A6R, A12A	
A4	C	1549654		Acesses panel ass'y	1P006678-3		A19, A21, A23	
A4		1612576		Access panel(FRP)	1P006678-5		A5B, A5BR, A5C, A5D, A5E, A9A, A9B, A9R, A12B, A12C, A12D, A12E, A12F, A15B, A15BR, A15C, A15D, A15E, A15F, A15G, A15GR, A15H, A15J, A17, A17A, A18A, A18B, A18C, A18D, A21A, A21B, A21C, A23A, A24, A26A, A26B, A26C, A27A, A27B, A28, A29, A29A, A30, A31, A31A, A31B, A32A, A32B, A33, A33A, A35, A35A, A36, A36A	
A5		1266207		Cushion material(access panel)	3P033608-1		A4, A5, A5A, A5B, A5BR, A5C, A5D, A5E, A9, A9A, A9B, A9R, A11, A12, A12A, A12B, A12C, A12D, A12E, A12F, A14, A15, A15A, A15AR, A15B, A15BR, A15C, A15D, A15E, A15F, A15G, A15GR, A15H, A15J, A17, A17A, A18A, A18B, A18C, A18D, A19, A20, A21A, A21B, A21C, A23A, A24, A26, A26A, A26B, A26C, A27, A27A, A27B, A28, A29, A29A, A30, A31, A31A, A31B, A32A, A32B, A33, A33A, A35, A35A, A36, A36A	

NO. 符号	INDEX	PARTS NO. 部品番号	Substitute 代替部品	PARTS NAME	DWG. NO. 図面番号	TYPE SPECIFICATION 形式 仕様	MODEL 機種名	NOTE 備考
A6		1196113		Sealing material(access panel)	3P001640-2		A4, A5, A5A, A5B, A5BR, A5C, A5D, A5E, A9, A9A, A9B, A9R, A11, A12, A12A, A12B, A12C, A12D, A12E, A12F, A14, A15, A15A, A15AR, A15B, A15BR, A15C, A15D, A15E, A15F, A15G, A15GR, A15H, A15J, A17, A17A, A18A, A18B, A18C, A18D, A19, A20, A21A, A21B, A21C, A23A, A24, A26, A26A, A26B, A26C, A27, A27A, A27B, A28, A29, A29A, A30, A31, A31A, A31B, A32A, A32B, A33, A33A, A35, A35A, A36, A36A	
A8	C	1266199		Drain hose	3P011299-1	For trap type	A4, A5, A5A, A5B, A5BR, A5C, A5D, A5E, A9, A9A, A9B, A9R, A11, A12, A12A, A12B, A12C, A12D, A12E, A12F, A14, A15, A15A, A15AR, A15B, A15BR, A15C, A15D, A15E, A15F, A15G, A15GR, A15H, A15J, A17, A17A, A18A, A18B, A18C, A18D, A19, A20, A21A, A21B, A21C, A23A, A24, A26, A26A, A26B, A26C, A27, A27A, A27B, A28, A29, A29A, A30, A31, A31A, A31B, A32A, A32B, A33, A33A, A35, A35A, A36, A36A	
A10		1266137		Fan guide stay ass'y(outside)	3P027891-1		A4, A5, A5A, A5B, A5BR, A5C, A5D, A5E, A9, A9A, A9B, A9R, A11, A12, A12A, A12B, A12C, A12D, A12E, A12F, A14, A15, A15A, A15AR, A15B, A15BR, A15C, A15D, A15E, A15F, A15G, A15GR, A15H, A17, A17A, A18A, A18B, A18C, A19, A20, A21A, A21B, A21C, A23A, A24, A26, A26A, A26B, A26C, A27, A27A, A27B, A28, A29, A29A, A30, A31, A31A, A31B, A32A, A33, A33A, A35, A35A, A36, A36A	
A10		1813689		Fan guide stay (center)	3P007593-1		A15J, A18D, A32B	
A11		1198652		Fan guide(outside)	1P050906-1	IVORY WHITE	A4, A5, A5A, A14, A15, A15A, A15AR, A27	
A11		1295483		Fan guide(outside)	1P050906-3		A9, A9R, A11, A12, A12A, A20, A26	
A3		1295483		Fan guide(outside)	1P050906-3	White	A6, A6R, A12A	
A11		1485185		Fan guide (outside)	1P050906-5		A9R, A19, A21, A23, A24	
A11		1588356		Fan guide(Outside)	1P050906-6		A5B, A5BR, A5C, A5D, A5E, A9A, A9B, A12B, A12C, A12D, A12E, A12F, A15B, A15BR, A15C, A15D, A15E, A15F, A15G, A15GR, A15H, A15J, A17, A17A, A18A, A18B, A18C, A18D, A21A, A21B, A21C, A23A, A26A, A26B, A26C, A27A, A27B, A28, A29, A29A, A30, A31, A31A, A31B, A32A, A32B, A33, A33A, A35, A35A, A36, A36A	
A12	C	0983167	0633309	Discharge grille	1PA53427-1		A4, A5, A5A, A14, A15, A15A, A15AR, A27	
A12	C	1295490		Discharge grill	1PA53427-3		A9, A9R, A11, A12, A12A, A20, A26	
A12	C	1549661		Discharge grill	1PA53427-5		A19, A21, A23	
A4	C	1295490		Discharge grill	1PA53427-3	White	A6, A6R, A12A	

• When ordering the parts whose No. are not shown in the PARTS NO. column, be sure to describe DWG. NO..

• 部品番号欄が空白になっている部品は、図面番号で、指示願います。

NO. 符号	INDEX	PARTS NO. 部品番号	Substitute 代替部品	PARTS NAME	DWG. NO. 図面番号	TYPE SPECIFICATION 形式 仕様	MODEL 機種名	NOTE 備考
A12		1588349		Discharge grill	1PA53427-6		A5B, A5BR, A5C, A5D, A5E, A9A, A9B, A9R, A12B, A12C, A12D, A12E, A12F, A15B, A15BR, A15C, A15D, A15E, A15F, A15G, A15GR, A15H, A15J, A17, A17A, A18A, A18B, A18C, A18D, A21A, A21B, A21C, A23A, A24, A26A, A26B, A26C, A27A, A27B, A28, A29, A29A, A30, A31, A31A, A31B, A32A, A32B, A33, A33A, A35, A35A, A36, A36A	
A14		1266151		Front plate(cable)	2P010527-2		A4, A5, A5A, A12, A12A, A14, A15	
A14		1316669		Front plate (cable)	2P053127-1		A9, A9R, A11, A18	
A14		1503216		Front plate (cable)	3P118413-2		A15A, A15AR, A21, A27	
A14		1564660		Front plate(cable)	3P128458-1		A5B, A5BR, A5C, A5D, A5E, A9A, A9B, A12B, A12C, A12D, A12E, A12F, A15B, A15BR, A15C, A15D, A15E, A15F, A15G, A15GR, A15H, A15J, A17, A17A, A18A, A18B, A18C, A18D, A19, A20, A21A, A21B, A21C, A23, A23A, A26, A26A, A26B, A26C, A27A, A27B, A28, A29, A29A, A30, A31, A31A, A31B, A32A, A32B, A33, A35, A35A, A36, A36A	
A14		1787449		Front plate(sheet metal)	3P186610-1		A33A	
A15	C	1270338		Front plate(CA)	2P061345-1		A4, A5A, A5B, A5BR, A5C, A5D, A12, A12A, A12B, A12C, A14, A15, A15A, A15AR, A15B, A15BR, A15C, A15D, A18, A18A, A18B, A19, A20, A21, A21A, A21B, A21C, A23, A23A, A26, A26A, A26B, A27, A27A, A27B, A28, A29, A30, A31, A31A	
A15		1739286		Front plate(CA)	2P173133-1		A5E, A9B, A12F, A15G, A15GR, A15H, A15J, A18D, A29A, A32A, A32B, A33A, A36, A36A	
A15	C			Front plate(CA)	2P143084-1		A9R, A24	
A15	C	1266168		Front plate(CA)	2P061345-2		A5, A9, A9R, A11	
A15	C	1409864		Front plate(CA)	2P110880-1		A17, A17A	
A15		1661299		Front plate (CA)	2P165976-1		A9A, A12D, A12E, A15E, A15F, A18C, A26C, A31B, A33	
A15	C	1700954		Front plate(CA)WHL	2P165976-2		A35, A35A	
A16		1266175		Control, box front plate(left, single)	3P074787-1		A4, A5, A5A	
A16				C,BOX Front plate	2P093861-1		A11, A12, A12A, A20, A26	
A5		1295508		Control box front plate	3P085243-1		A6, A6R, A12A	
A5		1326750		Front plate, control box	3P085243-2		A7, A8	
A16		1295508		Control box front plate	3P085243-1		A9, A9R	
A16		1380684		Control, box front plate(left,single)	2P093861-2		A14, A15, A15A, A15AR, A18, A27	
A16		1549678		Control, box front plate (left,single)	2P093861-4		A9R, A19, A21, A23, A24	
A16		1600504		C,BOX Front plate	2P093861-5		A15C, A5B, A5BR, A5C, A5D, A5E, A9A, A9B, A12B, A12C, A12D, A12E, A12F, A15B, A15BR, A15D, A15E, A15F, A15G, A15GR, A15H, A15J, A17, A17A, A18A, A18B, A18C, A18D, A21A, A21B, A21C, A23A, A26A, A26B, A26C, A27A, A27B, A28, A29, A29A, A30, A31, A31A, A31B, A32A, A32B, A33, A33A, A35, A35A, A36, A36A	
A18		1266182		Fixing plate(right)	3P047544-1		A4	

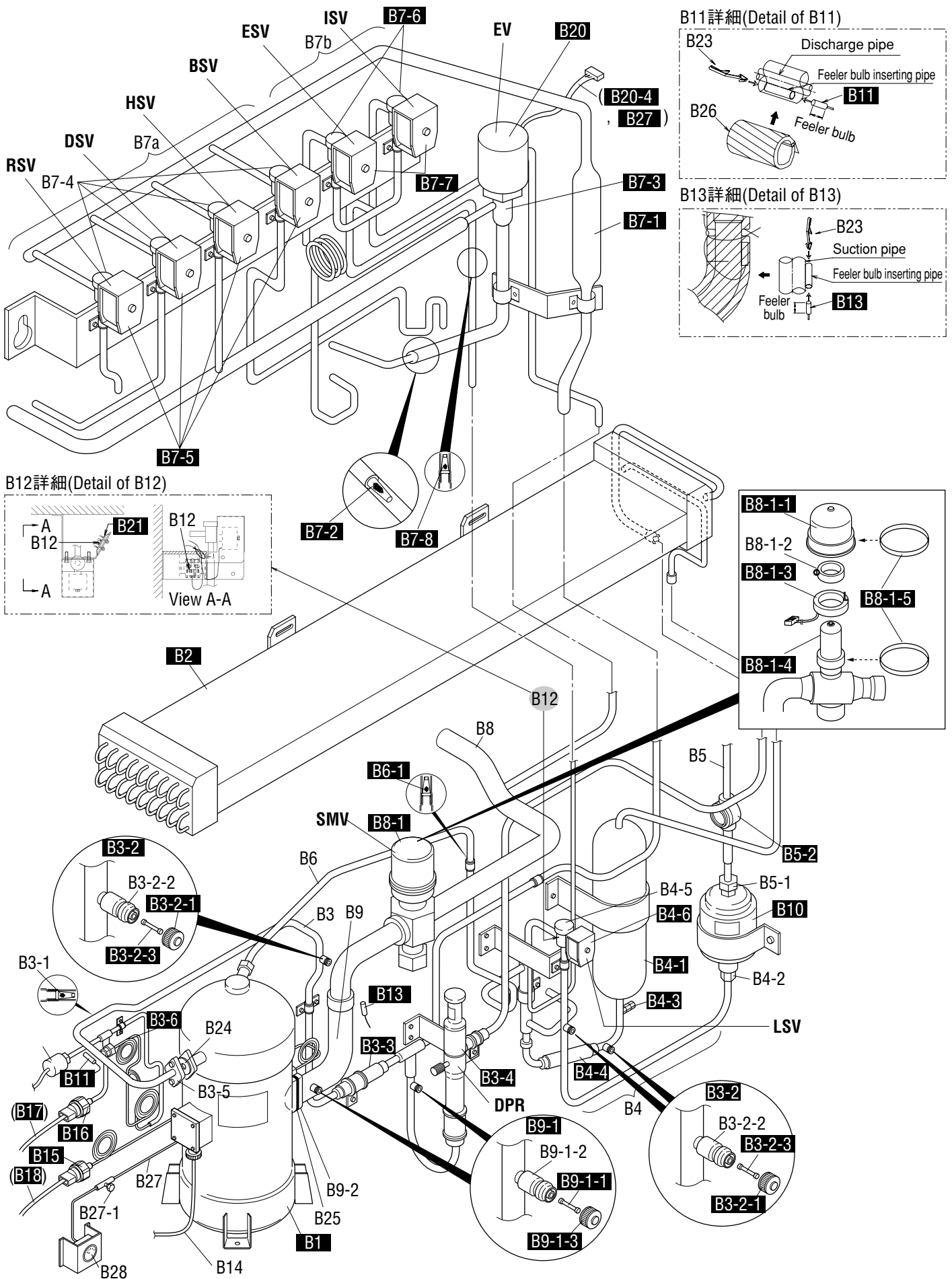
● When ordering the parts whose No. are not shown in the PARTS NO. column, be sure to describe DWG. NO..

● 部品番号欄が空白になっている部品は、図面番号で、指示願います。

NO. 符号	INDEX	PARTS NO. 部品番号	Substitute 代替部品	PARTS NAME	DWG. NO. 図面番号	TYPE SPECIFICATION 形式 仕様	MODEL 機種名	NOTE 備考
A18				Fixing plate	3P158049-1		A31	
A18		1311518		Fixing plate(right)	3P047544-2		A5, A5A, A5B, A5BR, A9, A9R, A11, A12, A12A, A12B, A14, A15, A15A, A15AR, A15B, A19, A20, A21, A23, A24, A26, A26A, A27, A28, A29	
A18		1631940		Fixing plate	3P158049-1		A5C, A5D, A9A, A12C, A12D, A12E, A15BR, A15C, A17, A17A, A18A, A18B, A18C, A21A, A21B, A23A, A26B, A26C, A27A, A27B, A29, A30, A31, A31A, A35, A35A	
A18		1661321		Fixing plate	3P170535-1		A5E, A9B, A12F, A15D, A15E, A15F, A15G, A15GR, A15H, A15J, A18D, A21C, A29A, A31B, A32A, A32B, A33, A33A, A36, A36A	
A19	B	0981060		Ventilation cover	3P003175-1		A14, A15, A15A, A15AR, A15B, A15BR, A15C, A15D, A15E, A15F, A15G, A15GR, A15H, A15J, A18, A31, A31A, A31B, A36, A36A	
A19	B	1266120		Ventilation cover	3P067053-1		A4, A5, A5A, A5B, A5BR, A5C, A5D, A5E, A9, A9A, A9B, A9R, A11, A12, A12A, A12B, A12C, A12D, A12E, A12F, A17, A17A, A18A, A18B, A18C, A18D, A19, A20, A21A, A21B, A21C, A23A, A24, A26, A26A, A26B, A26C, A27, A27A, A27B, A28, A29, A29A, A30, A33, A33A, A35, A35A	
A19	B	1847365		Ventilation cover	3P134985-1		A32A, A32B	
A20		1266221		Sealing material(access panel)	4P016185-1		A4, A5, A5A, A5B, A5BR, A5C, A5D, A5E, A9, A9A, A9B, A9R, A11, A12, A12A, A12B, A12C, A12D, A12E, A12F, A14, A15, A15A, A15AR, A15B, A15BR, A15C, A15D, A15E, A15F, A15G, A15GR, A15H, A15J, A17, A17A, A18, A18A, A18B, A18C, A18D, A19, A20, A21A, A21B, A21C, A23A, A24, A26, A26A, A26B, A26C, A27, A27A, A27B, A28, A29, A29A, A30, A31, A31A, A31B, A32A, A32B, A33, A33A, A35, A35A, A36, A36A	
A36		1270369		Front plate, holding plate(right)	3P083136-1		A4, A14, A15, A15A, A15AR, A27	
A36		1503146		Front plate, holding plate (right)	3P083136-4		A21, A23	
A36		1600528		Front panel(right)	3P083136-5		A15B, A15BR, A15C, A21A, A21B, A23A, A27A, A27B, A29, A31, A31A	
A36		1679416		Holding plate, front panel	3P173348-1		A15D, A15E, A15F, A15G, A15GR, A15H, A21C, A29A, A31B, A32A, A33, A36, A36A	
A36		1787456		Front panel(right) RESIN	2P175878-1		A15J, A32B, A33A	

• When ordering the parts whose No. are not shown in the PARTS NO. column, be sure to describe DWG. NO..

• 部品番号欄が空白になっている部品は、図面番号で、指示願います。



NO. 符号	INDEX	PARTS NO. 部品番号	Substitute 代替部品	PARTS NAME	DWG. NO. 図面番号	TYPE SPECIFICATION 形式 仕様	MODEL 機種名	NOTE 備考
B1	A	1199415	1315426	Compressor	JT224D-NYR		A4, A5, A5A, A5B, A5BR, A5C, A5D, A5E, A9, A9A, A9B, A9R, A12, A12A, A12B, A12C, A12D, A12E, A12F, A14, A15, A15A, A15AR, A15B, A15BR, A15C, A15F, A15G, A15H, A15J, A17, A17A, A18A, A18C, A18D, A19, A21A, A21B, A23A, A24, A26B, A26C, A27, A27A, A27B, A28, A29, A29A, A30, A31, A31A, A32A, A32B, A33, A35, A35A, A36, A36A	
B1	A	1315426		Compressor	JT224DBNYR		A5C, A5D, A11, A15BR, A15C, A15D, A15E, A15F, A15G, A15GR, A18A, A18B, A20, A21A, A21B, A21C, A26, A26A, A30, A31, A31A, A31B, A33, A33A	
B2	C	1225965	1387173	Air cooled condenser	2P059337-1	CA-LXE10E	A4	
B2	C	1387173		Air cooled condenser	2P089486-1	CA-LXE10E1	A5, A5A, A5B, A5BR, A5C, A5D, A5E, A9, A9A, A9B, A9R, A11, A12, A12A, A12B, A12C, A12D, A12E, A12F, A14, A15, A15A, A15AR, A15B, A15BR, A15C, A15D, A15E, A15F, A15G, A15GR, A15H, A17, A17A, A18, A18A, A18B, A18C, A18D, A19, A20, A21, A21A, A21B, A21C, A23, A23A, A24, A26, A26A, A26B, A26C, A27, A27A, A27B, A28, A29, A29A, A30, A31, A31A, A31B, A32A, A33, A35, A35A, A36	
B2		1813696		Air cooled condenser	2P195935-1	CA-LXE10E3	A15J, A32B, A33A, A36A	
B3-2	C	1178920		Service valve ass'y	3P048905-1		A4, A5, A5A, A5B, A5BR, A5C, A5D, A5E, A9, A9A, A9B, A9R, A11, A12, A12A, A12B, A12C, A12D, A12E, A12F, A14, A15, A15A, A15AR, A15B, A15BR, A15C, A15D, A15E, A15F, A15G, A15GR, A15H, A15J, A17, A17A, A18, A18A, A18B, A18C, A18D, A19, A20, A21A, A21B, A21C, A24, A26, A26A, A26B, A26C, A27, A27A, A27B, A28, A29, A29A, A30, A31, A31A, A31B, A32A, A32B, A33, A33A, A35, A35A, A36, A36A	
B3-2		1556234		Service valve ass'y	3P142877-1		A23, A23A	
B3-2-1	B	1175921	149781J	Service valve cap	3P048905-1-KU		A4, A5, A5A, A5B, A5BR, A5C, A9, A9R, A12, A12A, A12B, A14, A15, A15A, A15AR, A15B, A15BR, A15C, A18, A18A, A19, A21A, A21B, A24, A27, A27A, A27B, A28, A29, A30, A31, A31A, A33	
B3-2-1	B	117592J	149781J	Service valve cap	3P048905-1-KU		A5C, A5D, A5E, A9A, A9B, A11, A12C, A12D, A12E, A12F, A15BR, A15C, A15D, A15E, A15F, A15G, A15GR, A15H, A15J, A17, A17A, A18A, A18B, A18C, A18D, A20, A21A, A21B, A21C, A26, A26A, A26B, A26C, A29, A29A, A30, A31, A31A, A31B, A32A, A32B, A33, A33A, A35, A35A, A36, A36A	

NO. 符号	INDEX	PARTS NO. 部品番号	Substitute 代替部品	PARTS NAME	DWG. NO. 図面番号	TYPE SPECIFICATION 形式 仕様	MODEL 機種名	NOTE 備考
B3-2-3	B	1178850		Valve core	3P048905-1-KI		A4, A5, A5A, A5B, A5BR, A5C, A5D, A5E, A9, A9A, A9B, A9R, A11, A12, A12A, A12B, A12C, A12D, A12E, A12F, A14, A15, A15A, A15AR, A15B, A15BR, A15C, A15D, A15E, A15F, A15G, A15GR, A15H, A15J, A17, A17A, A18, A18A, A18B, A18C, A18D, A19, A20, A21A, A21B, A21C, A24, A26, A26A, A26B, A26C, A27, A27A, A27B, A28, A29, A29A, A30, A31, A31A, A31B, A32A, A32B, A33, A33A, A35, A35A, A36, A36A	
B3-4	A	1241361		Discharge pressure regulating valve	3P074558-1		A4, A5, A5A, A5B, A5BR, A5C, A5D, A5E, A9, A9A, A9B, A9R, A11, A12, A12A, A12B, A12C, A12D, A12E, A12F, A14, A15, A15A, A15AR, A15B, A15BR, A15C, A15D, A15E, A15F, A15G, A15GR, A15H, A15J, A17, A17A, A18, A18A, A18B, A18C, A18D, A19, A20, A21A, A21B, A21C, A23A, A24, A26, A26A, A26B, A26C, A27, A27A, A27B, A28, A29, A29A, A30, A31, A31A, A31B, A32A, A32B, A33, A33A, A35, A35A, A36, A36A	
B3-6	B	292011		Gauge joint(with check valve)	2PF00177-1	VCG2DA	A4, A5, A5A, A5B, A5BR, A5C, A5D, A5E, A9, A9A, A9B, A9R, A11, A12, A12A, A12B, A12C, A12D, A12E, A12F, A14, A15, A15A, A15AR, A15B, A15BR, A15C, A15D, A15E, A15F, A15G, A15GR, A15H, A15J, A17, A17A, A18, A18A, A18B, A18C, A18D, A19, A20, A21A, A21B, A21C, A23A, A24, A26, A26A, A26B, A26C, A27, A27A, A27B, A28, A29, A29A, A30, A31, A31A, A31B, A32A, A32B, A33, A33A, A35, A35A, A36, A36A	
B4-1		1266283		Liquid receiver	4P081428-1	D90Xt1.5	A4, A5, A5A, A5B, A5BR, A5C, A5D, A5E, A9, A9A, A9B, A9R, A11, A12, A12A, A12B, A12C, A12D, A12E, A12F, A14, A15, A15A, A15AR, A15B, A15BR, A15C, A15D, A15E, A15F, A15G, A15GR, A15H, A15J, A17, A17A, A18A, A18B, A18C, A18D, A19, A20, A21A, A21B, A21C, A23A, A24, A26, A26A, A26B, A26C, A27, A27A, A27B, A28, A29, A29A, A30, A31, A31A, A31B, A32A, A32B, A33, A33A, A35, A35A, A36, A36A	
B4-3	A	1498035		Fusible valve	3SA27103-1		A5B, A5BR, A5C, A5D, A5E, A9A, A9B, A9R, A12B, A12C, A12D, A12E, A12F, A15A, A15AR, A15B, A15BR, A15C, A15D, A15E, A15F, A15G, A15GR, A15H, A15J, A17, A17A, A18A, A18B, A18C, A18D, A21, A21A, A21B, A21C, A23, A23A, A24, A26, A26A, A26B, A26C, A27, A27A, A27B, A28, A29, A29A, A30, A31, A31A, A31B, A32A, A32B, A33, A33A, A35, A35A, A36, A36A	
B4-3	A	292216		Fusible valve	NI31023-2		A4, A5, A5A, A9, A9R, A11, A12, A12A, A14, A15, A19, A20	

NO. 符号	INDEX	PARTS NO. 部品番号	Substitute 代替部品	PARTS NAME	DWG. NO. 図面番号	TYPE SPECIFICATION 形式 仕様	MODEL 機種名	NOTE 備考
B4-4		0299134	029913J	Filter	3SA26004-2		A4, A5, A5A, A5B, A5BR, A5C, A5D, A9, A9R, A11, A12, A12A, A12B, A12C, A12D, A12E, A12F, A14, A15, A15A, A15AR, A15F, A15G, A15H, A15J, A18A, A18B, A18C, A18D, A19, A20, A21A, A21B, A21C, A23A, A24, A26, A26A, A27, A27A, A27B, A28, A29, A30, A31, A31A, A31B, A32A, A32B, A33, A36, A36A	
B4-4		029913J		Filter	3SA26004-2		A5C, A5D, A5E, A9A, A9B, A17, A17A, A26B, A26C, A29, A29A, A33, A33A, A35, A35A	
B4-6	A	1726413		Solenoid valve coil ass'y	3P171342-4		A12E, A12F	
B4-6	A	0955287	095528J	Coil, nev type solenoid valve	3P010453-1		A4, A5, A5A, A5B, A5BR, A5C, A5D, A5E, A9, A9A, A9B, A9R, A11, A12, A12A, A12B, A14, A15, A15A, A15AR, A15B, A15BR, A15C, A15D, A15E, A15F, A15G, A15GR, A15H, A15J, A17, A17A, A18A, A18B, A18C, A18D, A19, A20, A21A, A21B, A21C, A23A, A24, A26, A26A, A26B, A26C, A27, A27A, A27B, A28, A29, A29A, A30, A31, A31A, A31B, A32A, A32B, A33, A33A, A35, A35A, A36, A36A	
B5-2	A	0622107	029913J	Liquid moisture indicator	3PA51270-3	SGN12S	A4, A5, A5A, A5B, A5BR, A5C, A5D, A5E, A9, A9A, A9B, A9R, A11, A12, A12A, A12B, A12C, A12D, A12E, A12F, A14, A15, A15A, A15AR, A15B, A15BR, A15C, A15D, A15E, A15F, A15G, A15GR, A15H, A15J, A17, A17A, A18A, A18B, A18C, A18D, A19, A20, A21A, A21B, A21C, A23A, A24, A26, A26A, A26B, A26C, A27, A27A, A27B, A28, A29, A29A, A30, A31, A31A, A31B, A32A, A32B, A33, A33A, A35, A35A, A36, A36A	
B6-1		0299134		Filter	3SA26004-2		A4, A12, A12A	
B6-1		0085296		Strainer	R4697892		A5, A5A, A5B, A5BR, A5C, A5D, A5E, A9, A9A, A9B, A9R, A11, A12, A12A, A12B, A12C, A12D, A12E, A12F, A14, A15, A15A, A15AR, A15B, A15BR, A15C, A15D, A15E, A15F, A15G, A15GR, A15H, A15J, A17, A17A, A18, A18A, A18B, A18C, A18D, A19, A20, A21, A21A, A21B, A21C, A23, A23A, A24, A26, A26A, A26B, A26C, A27, A27A, A27B, A28, A29, A29A, A30, A31, A31A, A31B, A32A, A32B, A33, A33A, A35, A35A, A36, A36A	
B7-1	C	1505748		Filter	3P011071-1		A5, A5A, A5B, A5BR, A5C, A5D, A5E, A9, A9A, A9B, A9R, A11, A12, A12A, A12B, A12C, A12D, A12E, A12F, A15, A15A, A15AR, A15B, A15BR, A15C, A15D, A15E, A15F, A15G, A15GR, A15H, A15J, A17, A17A, A18A, A18B, A18C, A18D, A19, A20, A21A, A21B, A21C, A23A, A24, A26, A26A, A26B, A26C, A27, A27A, A27B, A28, A29, A29A, A30, A31, A31A, A31B, A32A, A32B, A33, A33A, A35, A35A, A36, A36A	

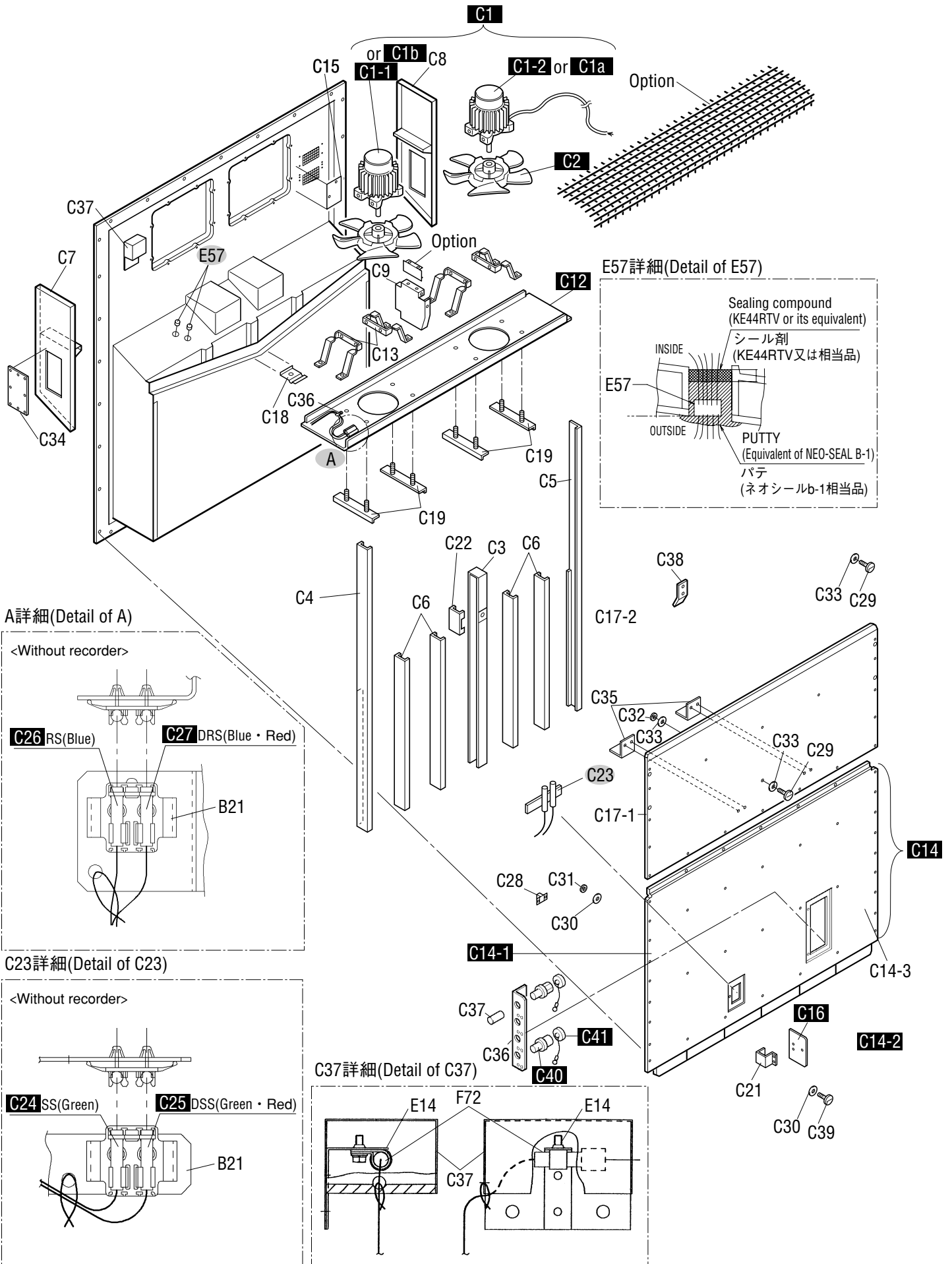
NO. 符号	INDEX	PARTS NO. 部品番号	Substitute 代替部品	PARTS NAME	DWG. NO. 図面番号	TYPE SPECIFICATION 形式 仕様	MODEL 機種名	NOTE 備考
B7-1		0975522	231501	Filter	3P011071-1		A4, A14, A18	
B7-2		0299134	029913J	Filter	3SA26004-2		A4, A5, A5A, A9, A9R, A11, A12, A12A, A14, A15, A18	
B7-2	C	1490846		Strainer	4P051958-1		A5B, A5BR, A5C, A5D, A5E, A9A, A9B, A9R, A12B, A12C, A12D, A12E, A12F, A15A, A15AR, A15B, A15BR, A15C, A15D, A15E, A15F, A15G, A15GR, A15H, A15J, A17, A17A, A18A, A18B, A18C, A18D, A19, A20, A21, A21A, A21B, A21C, A23, A23A, A24, A26, A26A, A26B, A26C, A27, A27A, A27B, A28, A29, A29A, A30, A31, A31A, A31B, A32A, A32B, A33, A33A, A35, A35A, A36, A36A	
B7-3	A	1256495	125649J	Electronic expansion valve body ass'y	2SA50010-2-KU		A4, A5, A5A, A5B, A5BR, A5C, A9, A9R, A12, A12A, A12B, A14, A15, A15A, A15AR, A15B, A15BR, A15C, A18, A18A, A19, A21A, A21B, A24, A27, A27A, A27B, A28, A29, A30, A31, A31A, A33	
B7-3	A	125649J		Electronic expansion valve body ass'y	2SA50010-2-KU		A5C, A5D, A5E, A9A, A9B, A11, A12C, A12D, A12E, A12F, A15BR, A15C, A15D, A15E, A15F, A15G, A15GR, A15H, A15J, A17, A17A, A18A, A18B, A18C, A18D, A20, A21A, A21B, A21C, A26, A26A, A26B, A26C, A29, A29A, A30, A31, A31A, A31B, A32A, A32B, A33, A33A, A35, A35A, A36, A36A	
B20-1-2		1256495	125649J	Electronic expansion valve body ass'y	2SA50010-2-KU		A21	
B20-2		1256495	125649J	Electronic expansion valve body ass'y	2SA50010-2-KU		A23, A23A	
B7-5a	A	1726374		Solenoid valve coil ass'y(BSV/DSV/HSV)	3P171342-2		A12E, A12F	
B7-5b	A	1726381		Solenoid valve coil ass'y(ISV/ESV)	3P171342-3		A12E, A12F	
B7-6	A	0088738		NeV type solenoid valve body	R3305099-1-KI	NEV-202DXF	A4, A5, A5A, A5B, A5BR, A5C, A5D, A5E, A9, A9A, A9B, A9R, A11, A12, A12A, A12B, A12C, A12D, A12E, A12F, A14, A15, A15A, A15AR, A15B, A15BR, A15C, A15D, A15E, A15F, A15G, A15GR, A15H, A15J, A17, A17A, A18, A18A, A18B, A18C, A18D, A19, A20, A21A, A21B, A21C, A23A, A24, A26, A26A, A26B, A26C, A27, A27A, A27B, A28, A29, A29A, A30, A31, A31A, A31B, A32A, A32B, A33, A33A, A35, A35A, A36, A36A	
B7-7		0964166		Filter	4P012568-1		A5, A5A, A5B, A5BR, A5C, A5D, A5E, A9, A9A, A9B, A9R, A12, A12A, A12B, A12C, A12D, A12E, A12F, A17, A17A, A19, A21, A21A, A21B, A21C, A23, A23A, A27A, A27B, A28, A29, A29A, A31, A31A, A31B, A33, A33A, A35, A35A	
B7-7		0299127		Filter	3SA26004-1		A4	
B7-7	A	0955287	095528J	Solenoid valve coil	3P010453-1		A11, A14, A15BR, A15C, A15D, A15E, A18, A18A, A18B, A20, A26, A26A, A27, A30	

NO. 符号	INDEX	PARTS NO. 部品番号	Substitute 代替部品	PARTS NAME	DWG. NO. 図面番号	TYPE SPECIFICATION 形式 仕様	MODEL 機種名	NOTE 備考
B7-7	A	1266290	095528J	Solenoid valve coil	3P010453-2		A9R, A15, A15A, A15AR, A15B, A15BR, A15C, A15F, A15G, A15GR, A15H, A15J, A18A, A18C, A18D, A24, A26B, A26C, A30, A32A, A32B, A36, A36A	
B7-8		0964166		Strainer	4P012568-1		A9R, A11, A14, A15, A15A, A15AR, A15B, A15BR, A15C, A15D, A15E, A15F, A15G, A15GR, A15H, A15J, A18, A18A, A18B, A18C, A18D, A20, A24, A26, A26A, A26B, A26C, A27, A30, A32A, A32B, A36, A36A	
B8-1	A	1254538		Suction modulating valve ass'y	2P078385-1		A4, A5, A5A, A5B, A5BR, A5C, A5D, A5E, A9, A9A, A9B, A9R, A11, A12, A12A, A12B, A12C, A12D, A12E, A12F, A14, A15, A15A, A15AR, A15B, A15BR, A15C, A15D, A15E, A15F, A15G, A15GR, A15H, A15J, A17, A17A, A18A, A18B, A18C, A18D, A19, A20, A21A, A21B, A21C, A23A, A24, A26, A26A, A26B, A26C, A27, A27A, A27B, A28, A29, A29A, A30, A31, A31A, A31B, A32A, A32B, A33, A33A, A35, A35A, A36, A36A	
B8-1-1		1270376		Upper cover, suction modulating valve	2P078385-1-KA		A4, A5, A5A, A5B, A5BR, A5C, A5D, A5E, A9, A9A, A9B, A9R, A11, A12, A12A, A12B, A12C, A12D, A12E, A12F, A14, A15, A15A, A15AR, A15B, A15BR, A15C, A15D, A15E, A15F, A15G, A15GR, A15H, A15J, A17, A17A, A18A, A18B, A18C, A18D, A19, A20, A21A, A21B, A21C, A23A, A24, A26, A26A, A26B, A26C, A27, A27A, A27B, A28, A29, A29A, A30, A31, A31A, A31B, A32A, A32B, A33, A33A, A35, A35A, A36, A36A	
B8-1-3		1270390		Coil, suction modulating valve	2P078385-1-KU		A4, A5, A5A, A5B, A5BR, A5C, A5D, A5E, A9, A9A, A9B, A9R, A11, A12, A12A, A12B, A12C, A12D, A12E, A12F, A14, A15, A15A, A15AR, A15B, A15BR, A15C, A15D, A15E, A15F, A15G, A15GR, A15H, A15J, A17, A17A, A18A, A18B, A18C, A18D, A19, A20, A21A, A21B, A21C, A23A, A24, A26, A26A, A26B, A26C, A27, A27A, A27B, A28, A29, A29A, A30, A31, A31A, A31B, A32A, A32B, A33, A33A, A35, A35A, A36, A36A	
B8-1-4		1270408		Body, suction modulating valve	2P078385-1-KE		A4, A5, A5A, A5B, A5BR, A5C, A5D, A5E, A9, A9A, A9B, A9R, A11, A12, A12A, A12B, A12C, A12D, A12E, A12F, A14, A15, A15A, A15AR, A15B, A15BR, A15C, A15D, A15E, A15F, A15G, A15GR, A15H, A15J, A17, A17A, A18A, A18B, A18C, A18D, A19, A20, A21A, A21B, A21C, A23A, A24, A26, A26A, A26B, A26C, A27, A27A, A27B, A28, A29, A29A, A30, A31, A31A, A31B, A32A, A32B, A33, A33A, A35, A35A, A36, A36A	
B8-1-5		1270376		Cover band, suction modulating valve	2P078385-1-KO		A27	
B8-1-5		1270415		Cover band, suction modulating valve	2P078385-1		A23A	

NO. 符号	INDEX	PARTS NO. 部品番号	Substitute 代替部品	PARTS NAME	DWG. NO. 図面番号	TYPE SPECIFICATION 形式 仕様	MODEL 機種名	NOTE 備考
B8-1-5		1270415		Cover band, suction modulating valve	2P078385-1-KO		A4, A5, A5A, A5B, A5BR, A5C, A5D, A5E, A9, A9A, A9B, A9R, A12, A12A, A12B, A12C, A12D, A12E, A12F, A14, A15, A15A, A15AR, A15B, A15BR, A15C, A15D, A15E, A15F, A15G, A15GR, A15H, A15J, A17, A17A, A18A, A18B, A18C, A18D, A19, A21B, A21C, A24, A26B, A26C, A27A, A27B, A28, A29, A29A, A30, A31, A31A, A31B, A32A, A32B, A33, A33A, A35, A35A, A36, A36A	
B9-1	C	1178937		Service valve ass'y	3P048907-1		A4, A5, A5A, A5B, A5BR, A5C, A5D, A5E, A9A, A9B, A9R, A11, A12, A12A, A12B, A12C, A12D, A12E, A12F, A14, A15, A15A, A15AR, A15B, A15BR, A15C, A15D, A15E, A15F, A15G, A15GR, A15H, A15J, A17, A17A, A18, A18A, A18B, A18C, A18D, A19, A20, A21A, A21B, A21C, A24, A26, A26A, A26B, A26C, A27, A27A, A27B, A28, A29, A29A, A30, A31, A31A, A31B, A32A, A32B, A33, A33A, A35, A35A, A36, A36A	
B9-1-1	B	1178867		Valve core	3P048907-1-KI		A4, A5, A5A, A5B, A5BR, A5C, A5D, A5E, A9, A9A, A9B, A9R, A11, A12, A12A, A12B, A12C, A12D, A12E, A12F, A14, A15, A15A, A15AR, A15B, A15BR, A15C, A15D, A15E, A15F, A15G, A15GR, A15H, A15J, A17, A17A, A18, A18A, A18B, A18C, A18D, A19, A20, A21A, A21B, A21C, A24, A26, A26A, A26B, A26C, A27, A27A, A27B, A28, A29, A29A, A30, A31, A31A, A31B, A32A, A32B, A33, A33A, A35, A35A, A36, A36A	
B9-1-3	B	1175914	149782J	Service valve cap	3P048907-1-KU		A4, A5, A5A, A5B, A5BR, A5C, A9, A9R, A12, A12A, A12B, A14, A15, A15A, A15AR, A15B, A15BR, A15C, A18, A18A, A19, A21A, A21B, A24, A27, A27A, A27B, A28, A29, A30, A31, A31A, A33	
B9-1-3	B	117591J	149782J	Service valve cap	3P048907-1-KU		A5C, A5D, A5E, A9A, A9B, A11, A12C, A12D, A12E, A12F, A15BR, A15C, A15D, A15E, A15F, A15G, A15GR, A15H, A15J, A17, A17A, A18A, A18B, A18C, A18D, A20, A21A, A21B, A21C, A26, A26A, A26B, A26C, A29, A29A, A30, A31, A31A, A31B, A32A, A32B, A33, A33A, A35, A35A, A36, A36A	
B9-1		292011		Gauge joint(with check valve)	2PF00177-1	VCG2DA	A23, A23A	

NO. 符号	INDEX	PARTS NO. 部品番号	Substitute 代替部品	PARTS NAME	DWG. NO. 図面番号	TYPE SPECIFICATION 形式 仕様	MODEL 機種名	NOTE 備考
B10	A	1241385		Drier ass'y	3P069859-1		A4, A5, A5A, A5B, A5BR, A5C, A5D, A5E, A9, A9A, A9B, A9R, A11, A12, A12A, A12B, A12C, A12D, A12E, A12F, A14, A15, A15A, A15AR, A15B, A15BR, A15C, A15D, A15E, A15F, A15G, A15GR, A15H, A15J, A17, A17A, A18A, A18B, A18C, A18D, A19, A20, A21A, A21B, A21C, A23A, A24, A26, A26A, A26B, A26C, A27, A27A, A27B, A28, A29, A29A, A30, A31, A31A, A31B, A32A, A32B, A33, A33A, A35, A35A, A36, A36A	
B11	A	0983321	098332J	Sensor, discharge pipe temperature(DCHS)	3SA48009-10		A4, A5, A5A, A5B, A5BR, A5C, A9, A9R, A12, A12A, A12B, A14, A15, A15A, A15AR, A15B, A15BR, A15C, A18A, A19, A21, A21A, A21B, A23, A23A, A24, A27, A27A, A27B, A28, A29, A30, A31, A31A, A33	
B11	A	098332J		Sensor, discharge pipe temperature (DCHS)	3SA48009-10		A5C, A5D, A5E, A9A, A9B, A11, A12C, A12D, A12E, A12F, A15BR, A15C, A15D, A15E, A15F, A15G, A15GR, A15H, A15J, A17, A17A, A18A, A18B, A18C, A18D, A20, A21A, A21B, A21C, A26, A26A, A26B, A26C, A29, A29A, A30, A31, A31A, A31B, A32A, A32B, A33, A33A, A35, A35A, A36, A36A	
B13	A	0983338	098333J	Sensor, comp suction pipe temperature(SGS)	3PA61769-9	ST9503-9(white)	A4, A5, A5A, A5B, A5BR, A9, A9R, A12, A12A, A12B, A14, A15, A15A, A15AR, A15B, A15BR, A15C, A18A, A19, A23A, A24, A27, A27A, A27B, A28, A29, A30, A31, A31A, A31B	
B13	A	098333J		Sensor, comp suction pipe temperature (SGS)	3PA61769-9	ST9503-9(white)	A5C, A5D, A5E, A9A, A9B, A11, A12C, A12D, A12E, A12F, A15BR, A15C, A15D, A15E, A15F, A15G, A15GR, A15H, A15J, A17, A17A, A18A, A18B, A18C, A18D, A20, A21A, A21B, A21C, A26, A26A, A26B, A26C, A29, A29A, A30, A32A, A32B, A33, A33A, A35, A35A, A36, A36A	
B16	A	1587942	158794J	Low pressure transducer (LPT)	3P141601-1	NSK-BCO10F-070	A11, A20, A26, A26A, A26B, A26C	
B15	A	0797241	158794J	Low pressure transducer(LPT)	4PA60524-1	SPCL02	A4, A9, A9R, A14	
B15	A	1463983	158794J	Low pressure transducer (LPT)	4PA60524-1	SPCL02	A5, A5A, A12, A12A, A15, A15A, A15AR, A19, A27	
B15		1587942	158794J	Low pressure transducer	3P141601-1	NSK-BCO10F-070	A5B, A5BR, A5C, A5D, A5E, A9A, A9B, A9R, A12B, A12C, A12D, A15B, A15BR, A15C, A15D, A15E, A15F, A15G, A15GR, A15H, A15J, A17, A17A, A18A, A18B, A18C, A18D, A21A, A21B, A21C, A24, A28, A29, A29A, A30, A31, A31A, A31B, A32A, A32B, A33, A33A, A35, A35A, A36, A36A	
B15	A	1600542	158794J	Low pressure transducer(LPT)	3P141601-1	NSK-BCO10F-070	A5C, A21A, A21B, A23A, A27A, A27B, A31, A31A, A33	
B15	A	1726451		Low pressure transducer(LPT)	2P171113-8		A12E, A12F	
B16	A	0797234	158795J	High pressure transducer(HPT)	4PA60522-1	SPCH01	A4, A9, A9R, A14	
B16	A	1463976	158795J	High pressure transducer (HPT)	4PA60522-1	SPCH01	A5, A5A, A12, A12A, A15, A15A, A15AR, A19, A27	

NO. 符号	INDEX	PARTS NO. 部品番号	Substitute 代替部品	PARTS NAME	DWG. NO. 図面番号	TYPE SPECIFICATION 形式 仕様	MODEL 機種名	NOTE 備考
B16		1587959	158795J	High pressure transducer	3P141602-1	NSK-BCO30F-070	A5B, A5BR, A5C, A5D, A5E, A9A, A9B, A9R, A12B, A12C, A12D, A15B, A15BR, A15C, A15D, A15E, A15F, A15G, A15GR, A15H, A15J, A17, A17A, A18A, A18B, A18C, A18D, A21A, A21B, A21C, A24, A28, A29, A29A, A30, A31, A31A, A31B, A32A, A32B, A33, A33A, A35, A35A, A36, A36A	
B16	A	1600559	158795J	High pressure transducer(HPT)	3P141602-1	NSK-BCO30F-070	A5C, A21A, A21B, A23A, A27A, A27B, A31, A31A, A33	
B16	A	1726444		High pressure transducer(HPT)	2P171113-7		A12E, A12F	
B17	A	1011058		Cable, high-pressure transducer	3P008835-1		A4, A5, A5A, A9, A9R, A11, A12, A12A, A14, A15, A15A, A15AR, A17, A19, A20, A26, A27	
B18	A	1011065		Cable, low-pressure transducer	3P008835-2		A4, A5, A5A, A9, A9R, A11, A12, A12A, A14, A15, A15A, A15AR, A17, A19, A20, A26, A27	
B19	A	1241378		High pressure switch	3P071506-1		A4, A5, A5A, A5B, A5BR, A5C, A5D, A5E, A9, A9A, A9B, A9R, A11, A12, A12A, A12B, A12C, A12D, A14, A15, A15A, A15AR, A15B, A15BR, A15C, A15D, A15E, A15F, A15G, A15GR, A15H, A15J, A17, A17A, A18A, A18B, A18C, A18D, A19, A20, A21A, A21B, A21C, A23A, A24, A26, A26A, A26B, A26C, A27, A27A, A27B, A28, A29, A29A, A30, A31, A31A, A31B, A32A, A32B, A33, A33A, A35, A35A, A36, A36A	
B19	A	1726437		High pressure switch	2P171113-6		A12E, A12F	
B20	A	0954619	1524150	Electronic expansion valve coil	2P010454-1		A4, A5, A5A, A12, A12A, A14, A15, A19	
B20	A	1524150		Electronic expansion valve coil	3P134853-1		A11, A20	
B20	A	1381430	138143J	Electronic expansion valve coil	2P010454-2		A5B, A5BR, A9R, A12B, A15A, A15AR, A15B, A15BR, A15C, A18A, A24, A27, A27A, A27B, A28, A29, A30, A31, A31A	
B20	A	138143J		Electronic expansion valve coil	2P010454-2		A5C, A5D, A5E, A9A, A9B, A12C, A12D, A12E, A12F, A15BR, A15C, A15D, A15E, A15F, A15G, A15GR, A15H, A15J, A17, A17A, A18A, A18B, A18C, A18D, A21A, A21B, A21C, A26B, A26C, A29, A29A, A30, A31, A31A, A31B, A32A, A32B, A33, A33A, A35, A35A, A36, A36A	
B20	A	1549692		Electronic expansion valve ass'y(with EV cable)	3P134311-1		A21	
B20	A	1557275		Electronic expansion valve ass'y	2P133805-2		A23, A23A	
B20	A	1299601		Electronic expansion valve coil	2P010454-1		A9, A9R	
B20-4		1266339		Wire harness(EV junction cable)	3P059954-1		A21	
B27	B	1266339		Wire harness (EV junction cable)	3P059954-1		A15	
B21	A	1266339		Wire harness(EV junction cable)	3P059954-1		A4, A5, A5A, A9, A9R, A11, A12, A12A, A14, A17, A19, A20, A24	



NO. 符号	INDEX	PARTS NO. 部品番号	Substitute 代替部品	PARTS NAME	DWG. NO. 図面番号	TYPE SPECIFICATION 形式 仕様	MODEL 機種名	NOTE 備考
C1	A	0807333	1602656	Three phase AC fan motor	3PA07524-3	SPRK91A-42	A4	
C1	A	0955340	1602656	Three phase AC fan motor	3PA07524-5	SPRK91A-42	A5, A5A, A5B, A9, A9R, A12, A12A, A12B, A15A, A15AR, A15B, A18, A18A, A18B, A21A, A21B, A21C, A23A, A24, A28, A29, A30, A31, A31A	
C1		0955333		Three phase AC fan motor	3PA07524-4		A5, A5A, A5B, A9, A9R, A12, A12A, A12B, A12C, A12D, A12E, A15A, A15AR, A18A, A18B, A21A, A21B, A21C, A23A, A28, A30	
C1	A	1380709		Three phase AC fan motor	3P103645-2		A14	
C1	A	1603440		Three phase AC fan motor	3P103645-2		A15	
C1	A	1624322		Three phase AC fan motor	3P103645-1		A15	
C1a	A	0955340	1602656	Three phase AC fan motor	3PA07524-5	SPRK91A-42	A31	
C1a	A	0955333		Therr phase AC fan motor	3PA07524-4		A5BR, A5C, A5D, A5E, A9A, A9B, A11, A17, A17A, A18C, A18D, A19, A20, A26, A26A, A26B, A26C, A27, A27A, A27B, A29, A29A, A31A, A31B, A33, A33A, A35, A35A	
C1b	A	0955340	1602656	Therr phase AC fan motor	3PA07524-5		A5BR, A5C, A5D, A5E, A9A, A9B, A11, A17, A17A, A18C, A18D, A19, A20, A26, A26A, A26B, A26C, A27, A27A, A27B, A29, A29A, A31, A31A, A31B, A33, A33A, A35, A35A	
C1-1	A	0807333	1602656	Three phase AC fan motor	3P07524-3		A18	
C1-1	A	0955340	1602656	Three phase AC fan motor	3PA07524-5	SPRK91A-42	A12C, A12D, A12E, A12F, A15BR, A15C, A15D, A15E, A15F, A15G, A15GR, A15H, A15J, A32A, A32B, A36, A36A	
C1-1	A	1377974	1602663	Three phase AC fan motor	3P103645-3		A14	
C1-1		1624339		Ass'y connected with coneector	3P101607-1		A15	
C1-1		1624346		Ass'y connected with coneector	3P101607-2		A15	
C1-2		0955333		Three phase AC fan motor	3PA07524-4		A12C, A12D, A12E, A12F, A15BR, A15C, A15D, A15E, A15F, A15G, A15GR, A15H, A15J, A32A, A32B, A36, A36A	
C2	B	0777519		Fan Brade(inside)	P32P11F		A4, A5, A5A, A5B, A5BR, A5D, A5E, A9, A9A, A9B, A9R, A11, A12, A12A, A12B, A14, A15, A15A, A15AR, A15B, A15D, A15E, A15GR, A18B, A18C, A18D, A19, A20, A21C, A24, A26, A26A, A26C, A27, A28, A29, A31, A31B, A32A, A32B, A33, A33A, A35, A35A, A36, A36A	
C2		1511301		Propeller fan rotor	2PA60264-3		A12C, A12D, A12E, A12F, A15F, A15G, A15H, A15J, A18A, A23A, A30	
C2		1632152		Fan brade(inside)	4P159475-1		A5C, A17, A17A, A21A, A21B, A26B, A27A, A27B, A29, A29A, A31A	
C2		1632169		Propeller fan rotor	4P159475-2		A15BR, A15C	
C12		1266137		Fan guide ass'y	3P027891-1		A12C, A12D, A12E, A12F, A18B, A21C	
C12				Fan guide ass'y	3P123264-3		A26	
C12		1266447		Fan guide ass'y	3P071559-1		A4	
C12		1380785		Fan guide ass'y	3P103377-1		A14, A15, A18	
C12		1409453		Fan guide ass'y	2P089213-1		A5, A5A, A9, A11, A12, A12A, A19, A20	
C12		1503069		Fan guide ass'y	2P127462-1		A21, A23	
C12		1584190		Fan guide ass'y	3P123264-4		A27, A27A, A27B	

• When ordering the parts whose No. are not shown in the PARTS NO. column, be sure to describe DWG. NO..

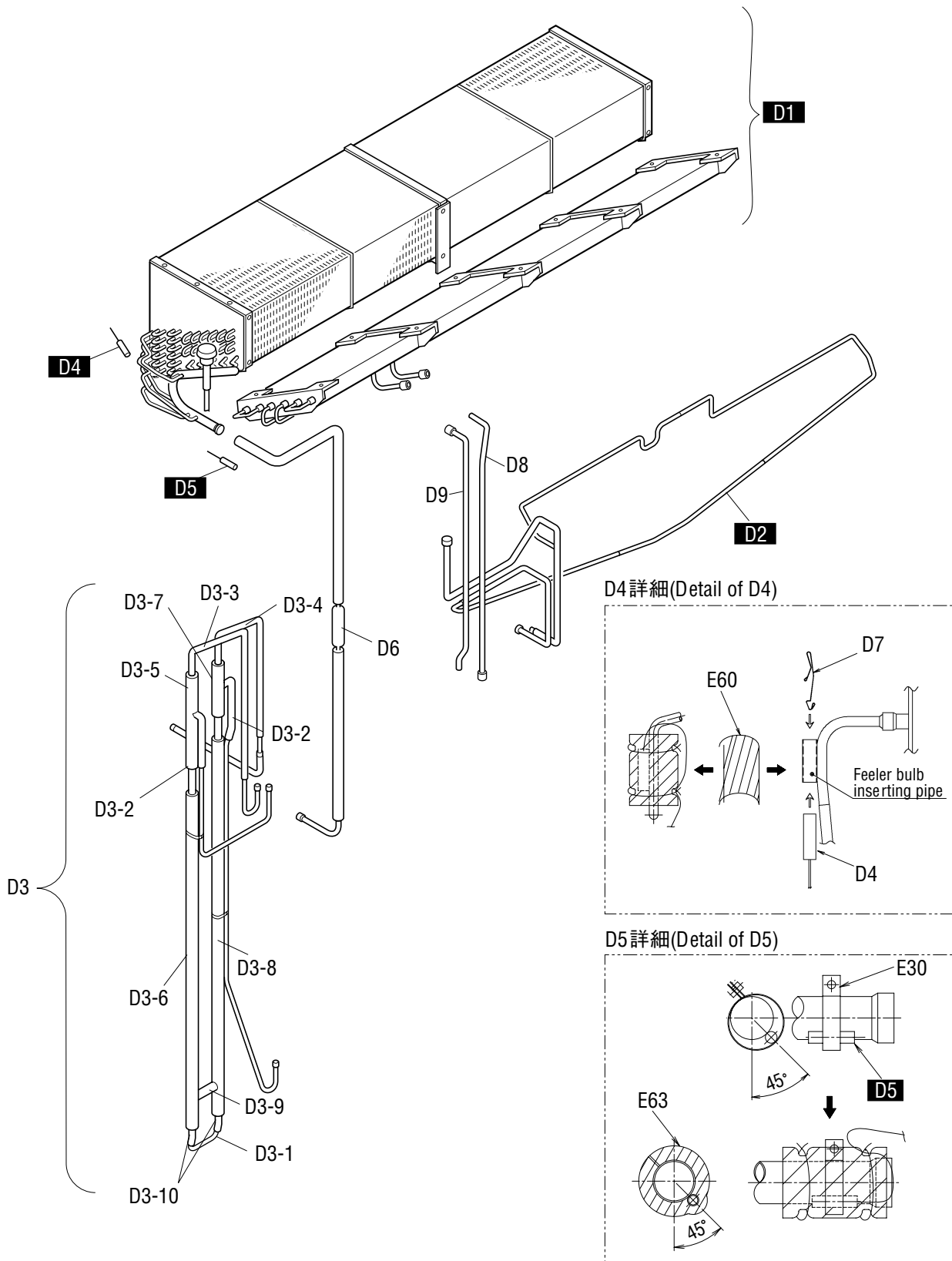
• 部品番号欄が空白になっている部品は、図面番号で、指示願います。

NO. 符号	INDEX	PARTS NO. 部品番号	Substitute 代替部品	PARTS NAME	DWG. NO. 図面番号	TYPE SPECIFICATION 形式 仕様	MODEL 機種名	NOTE 備考
C12		1587872		Fan guide ass'y	3P123264-5		A9R, A12B, A24, A28	
C12		1605237		Fan guide ass'y	3P123264-1		A15A, A15AR, A15B, A15BR, A15C, A26A, A31, A31A	
C12		1605369		Fan guide ass'y	3P153482-2		A5B, A5BR, A5C, A5D, A5E, A17, A17A, A21A, A21B, A23A, A29	
C12		1614604		Fan guide ass'y	3P153482-3		A30	
C12		1625976		Fan guide ass'y	2P089213-2		A9R	
C12		1634196		Fan guide ass'y	3P153482-1		A18A, A26B, A26C, A33A	
C12		1655946		Fan guide ass'y	2P166891-3		A9A, A9B, A29A, A35, A35A	
C12		1667071		Fan guide ass'y	3P166890-1		A15D	
C12		1667088		Fan guide ass'y	3P166890-3		A15E, A15F, A15G, A15GR, A15H, A15J, A18C, A18D, A31B, A32A, A32B, A33, A36, A36A	
C14		1622434		Rear plate(lower)	2P163839-2		A36, A36A	
C14		1686197		Rear plate(lower)	2P163839-2		A15J, A32A, A32B	
C14		1557136		Rear plate(lower)	2P101509-1		A11, A26, A26A	
C14				Rear plate(lower)	2P101509-2		A20	
C14		1266454		Rear plate(lower), USDA	2P081946-1		A5	
C14		1270422		Rear plate(lower)	2P079641-1		A4	
C14		1380792		Rear plate(lower)	2P094959-1		A12, A12A, A12B, A12C, A12D, A12E, A12F, A14, A23, A23A, A33	
C14		1409477		Rear plate(Lower)	2P094960-1		A5A, A5B, A5BR, A5C, A5D, A19, A21, A21A, A21B, A21C, A29, A29A	
C14		1418426		Rear plate(lower)	2P094960-2		A5E, A17, A17A, A18, A18A, A18B, A18C, A18D, A28, A30, A35, A35A	
C14		1557136		Rear plate(lower)	2P101509-1		A26B, A26C	
C14		1564893		Rear plate(lower)	2P094959-3		A9A, A9B, A9R, A24	
C14		1626063		Rear plate (lower)	2P094959-2		A9, A9R	
C14		1779239		Rear plate(Lower)	2P186645-1		A33A	
C14-1		1496921	1622434	Rear plate(Lower left)	2P105388-1		A15, A15A, A15AR, A27	
C14-1		1622434		Rear plate (lower/left)	2P144516-1		A15B, A15BR, A15C, A15D, A15E, A15F, A15G, A15GR, A27A, A27B, A31, A31A, A31B	
C14-2		1496938	1622441	Rear plate(Lower right)	2P105389-1		A15, A15A, A15AR, A27	
C14-2		1622441		Rear plate (lower/right)	2P144517-1		A15B, A15BR, A15C, A15D, A15E, A15F, A15G, A15GR, A27A, A27B, A31, A31A, A31B	
C16		1496945	1622458	Inspection door	4P105393-1		A15, A15A, A15AR, A27	
C16		1622458		Supply sensor inspection hole	4P148634-1		A15B, A15BR, A15C, A15D, A15E, A15F, A15G, A15GR, A27A, A27B, A31, A31A, A31B	
C16		1266461		Inspection door	4P068969-1	t2.0	A4, A5, A11, A20, A26, A26A, A26B, A26C	
C16		1380817		Inspection door	3P094961-1		A5A, A5B, A5BR, A5C, A5D, A5E, A9, A9A, A9B, A9R, A12, A12A, A12B, A12C, A12D, A12E, A12F, A14, A17, A17A, A18, A18A, A18B, A18C, A18D, A19, A21, A21A, A21B, A21C, A23, A23A, A24, A28, A29, A29A, A30, A33, A33A, A35, A35A	
C16		1686926		Supply sensor inspection door	4P166062-1		A15H, A15J, A32A, A32B, A36, A36A	

● When ordering the parts whose No. are not shown in the PARTS NO. column, be sure to describe DWG. NO..

● 部品番号欄が空白になっている部品は、図面番号で、指示願います。

NO. 符号	INDEX	PARTS NO. 部品番号	Substitute 代替部品	PARTS NAME	DWG. NO. 図面番号	TYPE SPECIFICATION 形式 仕様	MODEL 機種名	NOTE 備考
C24	A	0798299	079829J	Sensor(SS)	3PA61769-3	ST9503-3(green)	A4, A5, A5A, A5B, A5BR, A5C, A5D, A5E, A9, A9A, A9B, A9R, A11, A12, A12A, A12B, A12C, A12D, A12E, A12F, A17, A17A, A19, A20, A21A, A21B, A21C, A23A, A24, A26, A26A, A26B, A26C, A28, A29, A29A, A35, A35A	
C24	A	1375310		Sensor(SS)	3PA61769-11		A14, A15, A15A, A15AR, A15B, A15BR, A15C, A18, A18A, A27, A27A, A27B, A30, A31, A31A, A33	
C24	A	137531J		Sensor (SS)	3PA61769-11		A18A, A18B, A30, A31, A31A, A31B, A33	
C24	A	1713330		Sensor (SS)	3PA61769-16		A15BR, A15C, A15D, A15E, A15F, A15G, A15GR, A15H, A15J, A18C, A18D, A32A, A32B, A33A, A36, A36A	
C25	A	0798770	079877J	Sensor(DSS)	3PA61769-8	ST9503-8(green, red)	A4, A5, A5A, A5B, A5BR, A5C, A9, A9R, A12, A12A, A12B, A19, A21A, A21B, A23A, A24, A28, A29	
C25	A	079877J		Sensor(DSS)	3PA61769-8	ST9503-8(green, red)	A5C, A5D, A5E, A9A, A9B, A11, A12C, A12D, A12E, A12F, A17, A17A, A20, A21A, A21B, A21C, A26, A26A, A26B, A26C, A29, A29A, A35, A35A	
C25	A	1375327	137532J	Sensor(DSS)	3PA61769-12		A14, A15, A15A, A15AR, A15B, A15BR, A15C, A18, A18A, A18B, A27, A27A, A27B, A30, A31, A31A, A31B, A33	
C25	A	1713347		Sensor (DSS)	3PA61769-17		A15BR, A15C, A15D, A15E, A15F, A15G, A15GR, A15H, A15J, A18C, A18D, A32A, A32B, A33A, A36, A36A	
C26	A	0798275	079827J	Sensor(RS)	3PA61769-1	ST9503-1(blue)	A4, A5, A5A, A5B, A5BR, A5C, A9, A9R, A12, A12A, A12B, A19, A21A, A21B, A23A, A24, A28, A29	
C26	A	079827J		Sensor(RS)	3PA61769-1	ST9503-1(blue)	A5C, A5D, A5E, A9A, A9B, A11, A12C, A12D, A12E, A12F, A17, A17A, A20, A21A, A21B, A21C, A26, A26A, A26B, A26C, A29, A29A, A35, A35A	
C26	A	1375334	137533J	Sensor(RS)	3PA61769-13		A14, A15, A15A, A15AR, A15B, A15BR, A15C, A18, A18A, A18B, A27, A27A, A27B, A30, A31, A31A, A31B, A33	
C26	A	1713354		Sensor (RS)	3PA61769-18		A15BR, A15C, A15D, A15E, A15F, A15G, A15GR, A15H, A15J, A18C, A18D, A32A, A32B, A33A, A36, A36A	
C27	A	0798732	079873J	Sensor(DRS)	3PA61769-7	ST9503-7(blue, red)	A4, A5, A5A, A5B, A5BR, A5C, A5D, A5E, A9, A9A, A9B, A9R, A11, A12, A12A, A12B, A12C, A12D, A12E, A12F, A17, A17A, A19, A20, A21A, A21B, A21C, A23A, A24, A26, A26A, A26B, A26C, A28, A29, A29A, A35, A35A	
C27	A	1375341	137534J	Sensor(DRS)	3PA61769-14		A14, A15, A15A, A15AR, A15B, A15BR, A15C, A18, A18A, A18B, A27, A27A, A27B, A30, A31, A31A, A31B, A33	
C27	A	1713361		Sensor (DRS)	3PA61769-19		A15BR, A15C, A15D, A15E, A15F, A15G, A15GR, A15H, A15J, A18C, A18D, A32A, A32B, A33A, A36, A36A	
C40		0991531		PC port connector	3P010803-1		A18	
C41		1267541		Cap, PC port connector	3P010743-1		A18	

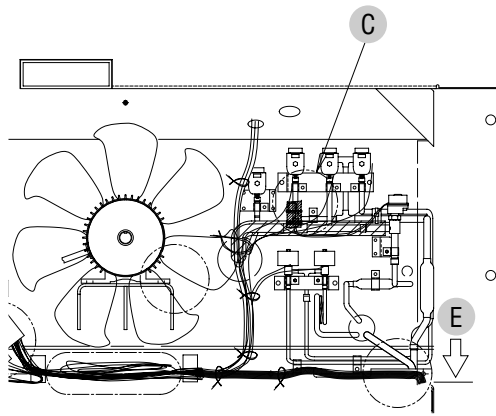
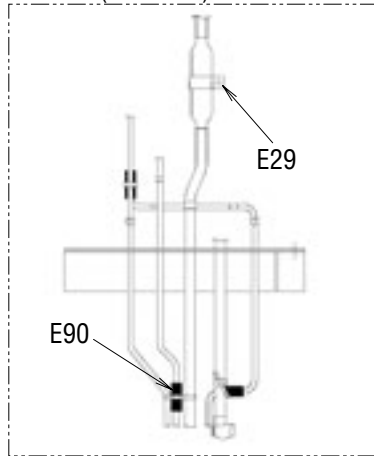


NO. 符号	INDEX	PARTS NO. 部品番号	Substitute 代替部品	PARTS NAME	DWG. NO. 図面番号	TYPE SPECIFICATION 形式 仕様	MODEL 機種名	NOTE 備考
D1		1250978		Evaporator ass'y	2P033114-1	CRB-LXE10E	A4	
D1		1683927		Evaporater ass'y	2P163797-1	CRB-LXE10E9	A15D, A15E, A15F, A15G, A15GR, A15H, A18B, A18C, A18D, A26C, A31B, A32A, A33, A36	
D1	C	1380691		Evaporator ass'y	2P071832-1		A14, A15, A15A, A15AR, A15B, A15BR, A15C, A18, A18A, A26, A26A, A26B, A27, A27A, A27B, A30, A31, A31A	
D1		1549724		Evaporator		CRB-LXE10E6	A5, A5A	
D1		1549724		Evaporator ass'y	2P089487-2	CRB-LXE10E6	A17, A17A, A21, A35, A35A	
D1		1562789		Evaporator ass'y	2P089487-1	CRB-LXE10E5	A5B, A5BR, A5C, A5D, A5E, A9, A9A, A9B, A9R, A11, A12, A12A, A12B, A12C, A12D, A12E, A12F, A19, A20, A21A, A21B, A21C, A23, A23A, A24, A28, A29, A29A	
D1		1787470		Evaporator ass'y	2P195931-1	CRB-LXE10E15	A15J, A32B, A33A, A36A	
D2		1266586		Drain pan pipe ass'y	2P063429-1		A4, A5, A5A	
D2		1380893		Drain pan pipe ass'y	2P103794-2		A14, A15, A15A, A15AR, A15B, A15BR, A15C, A18A, A26, A26A, A26B, A27, A27A, A27B, A30, A31, A31A	
D2		1448333		Drain pan pipe ass'y	2P103794-1		A18	
D2		1549731		Drain pan pipe ass'y	2P122137-1		A17, A17A, A21	
D2		1564677		Drain pan pipe ass'y	2P122137-2		A5B, A5BR, A5C, A9R, A12B, A19, A20, A21A, A21B, A23, A23A, A24, A28, A29	
D2		1625983		Ass'y for pipe of drain pan	2P063429-2		A9, A9R, A11, A12, A12A	
D2		1683934		Ass'y for pipe of drain pan	2P167639-2		A15D, A15E, A15F, A15G, A15GR, A15H, A15J, A18B, A18C, A18D, A26C, A31B, A32A, A32B, A33, A33A, A36, A36A	
D2		1714009		Drain pan pipe ass'y	2P167654-2		A5D, A5E, A9A, A9B, A12C, A12D, A12E, A12F, A21C, A29A	
D2		1725737		Drain pan pipe ass'y	2P167654-1		A35, A35A	
D4	A	0983376	156282J	Sensor(EIS)	3P012118-1	ST9703-1(brown)	A4, A5, A5A, A9, A9R, A12, A12A, A14, A15, A19	
D4	A	1562828	156282J	Sensor(EIS)	3P012118-2	ST9703-2	A5B, A5BR, A5C, A9R, A12B, A15A, A15AR, A15B, A15BR, A15C, A18A, A21A, A21B, A23A, A24, A27, A27A, A27B, A28, A29, A30, A31, A31A, A33	
D4	A	156282J		Senser (EIS)	3P012118-2		A5C, A5D, A5E, A9A, A9B, A12C, A12D, A12E, A12F, A15BR, A15C, A15D, A15E, A15F, A15G, A15GR, A15H, A15J, A17, A17A, A18A, A18B, A18C, A18D, A21A, A21B, A21C, A26, A26A, A26B, A26C, A29, A29A, A30, A31, A31A, A31B, A32A, A32B, A33, A33A, A35, A35A, A36, A36A	
D4	A	098337J		Sensor (EIS)	3P012118-1	ST9703-1 (brown)	A11, A20	
D5	A	0798314	156283J	Sensor(EOS)	3PA61769-5	ST9501-5(yellow)	A4, A5, A5A, A9, A9R, A12, A12A, A14, A15, A19	
D5	A	1562835	156283J	Sensor(EOS)	3PA61769-15	ST9501-15	A5B, A5BR, A5C, A9R, A12B, A15A, A15AR, A15B, A15BR, A15C, A18A, A21A, A21B, A23A, A24, A27, A27A, A27B, A28, A29, A30, A31, A31A, A33	

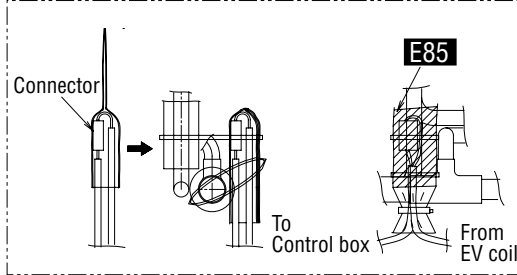
※(L = XX mm) indicates the length of cushion rubber E35.(Cut to suit pipe size.)

※(L = XX mm)と表記のものは、緩衝ゴム(E35)の長さです。(配管のサイズに合わせて切って使用ください。)

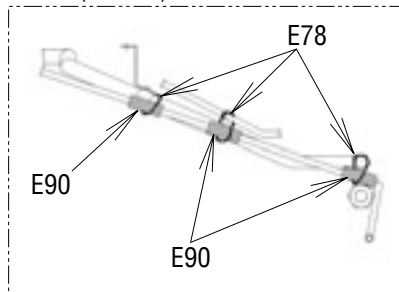
矢視A/B(View A/B)



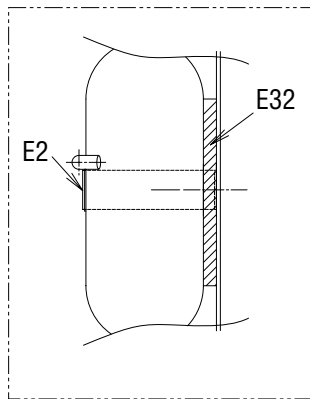
C詳細(Detail of C)



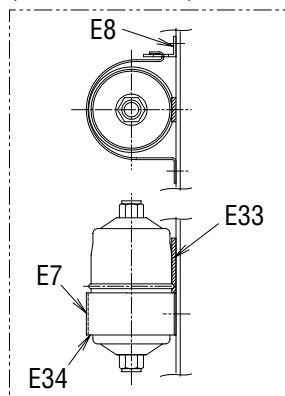
矢視D(View D)



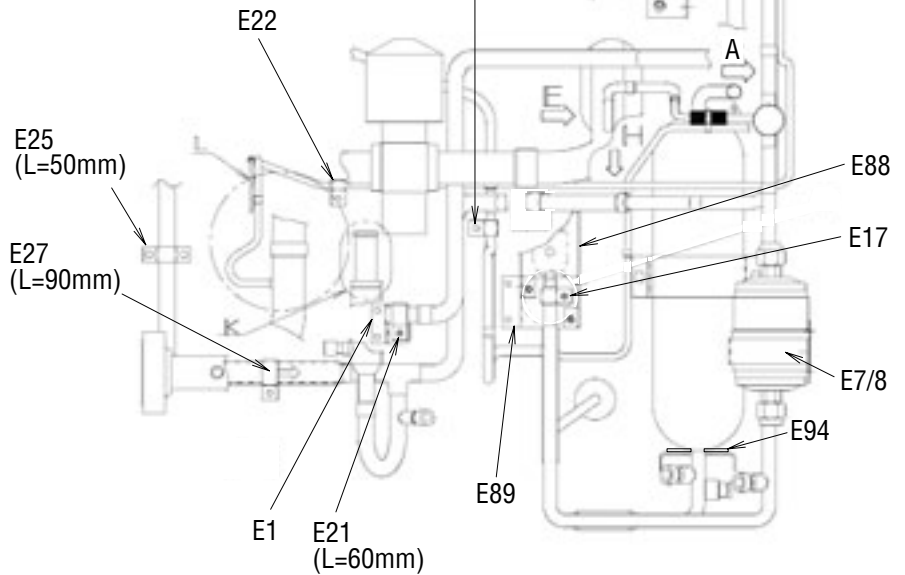
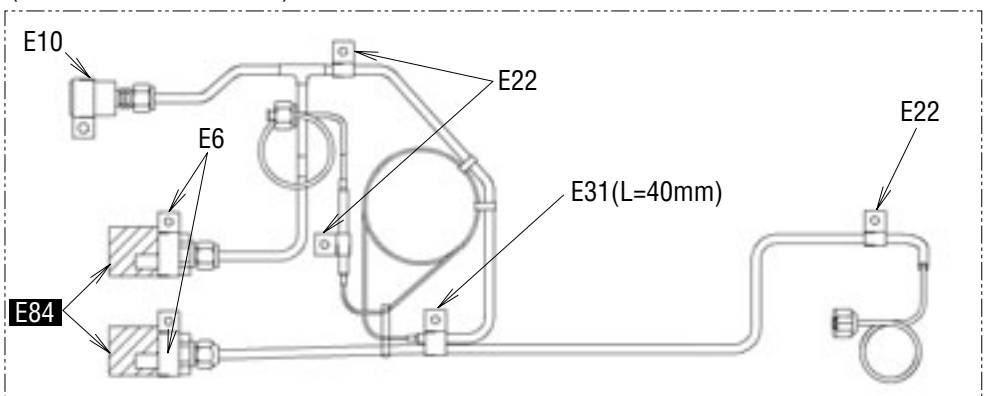
受液機器部詳細
(Receive part detail)



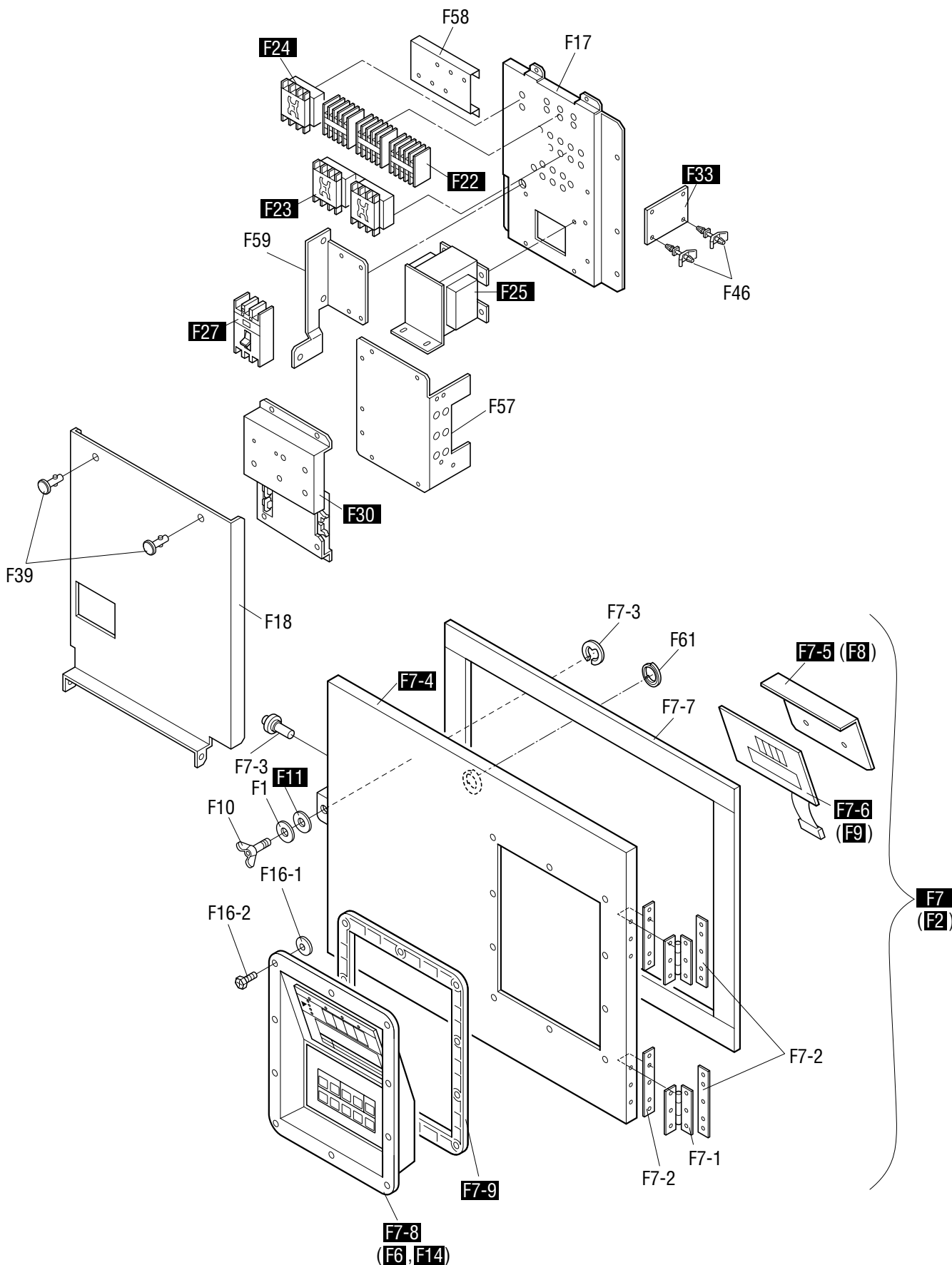
ドライヤー部詳細
(Dryer part detail)



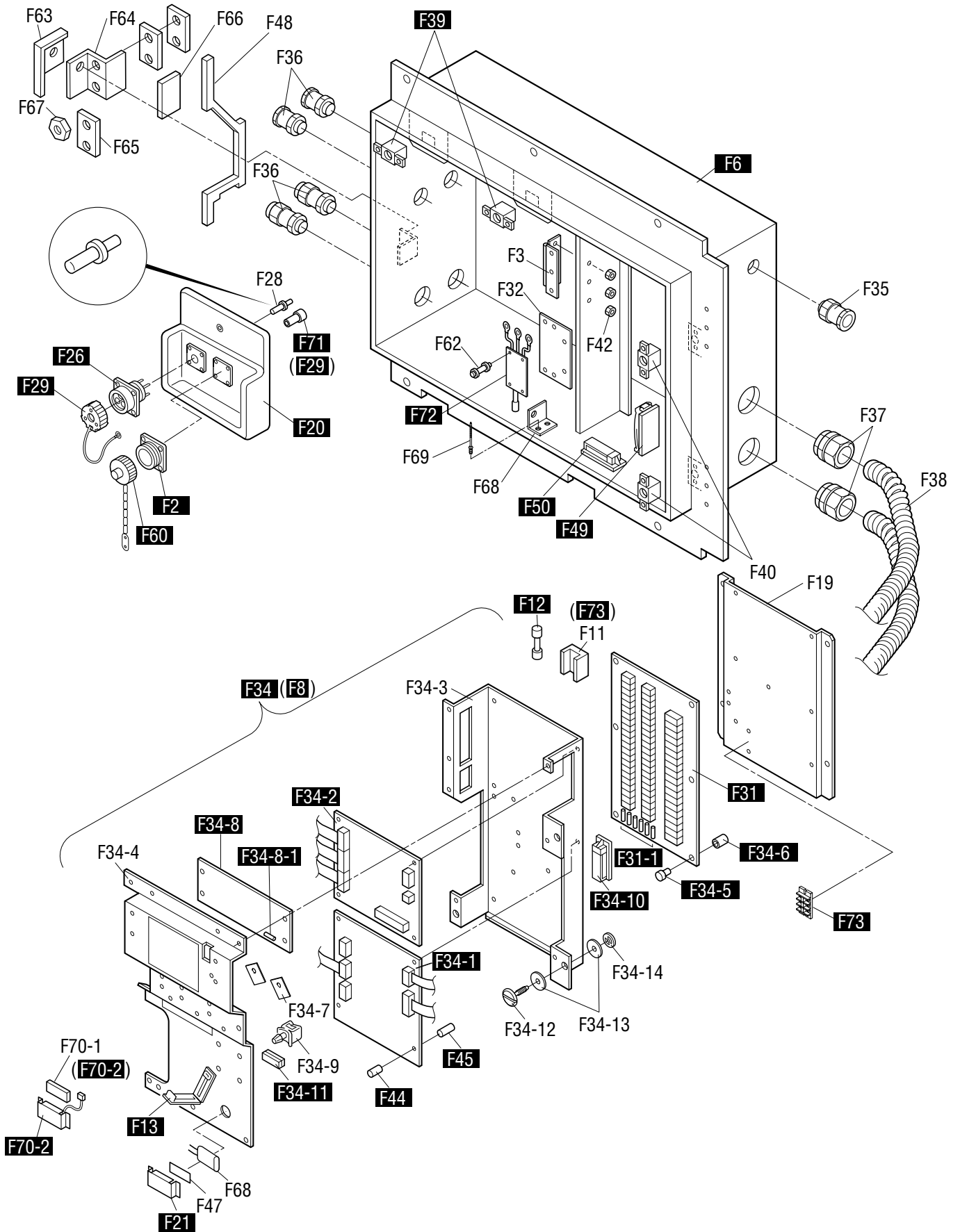
圧力センサー配管部詳細
(Pressure transducer detail)



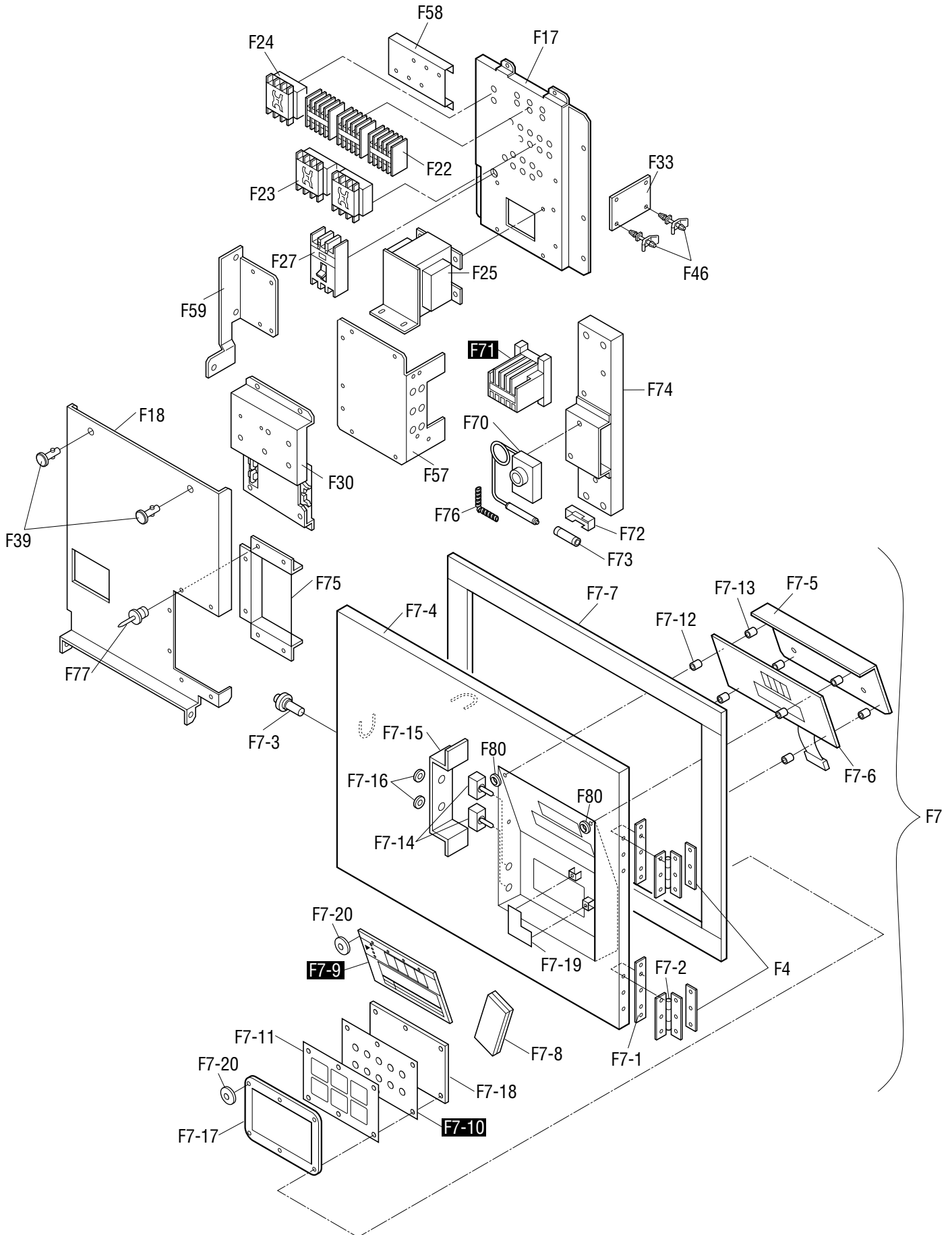
<In case of aluminium control box>



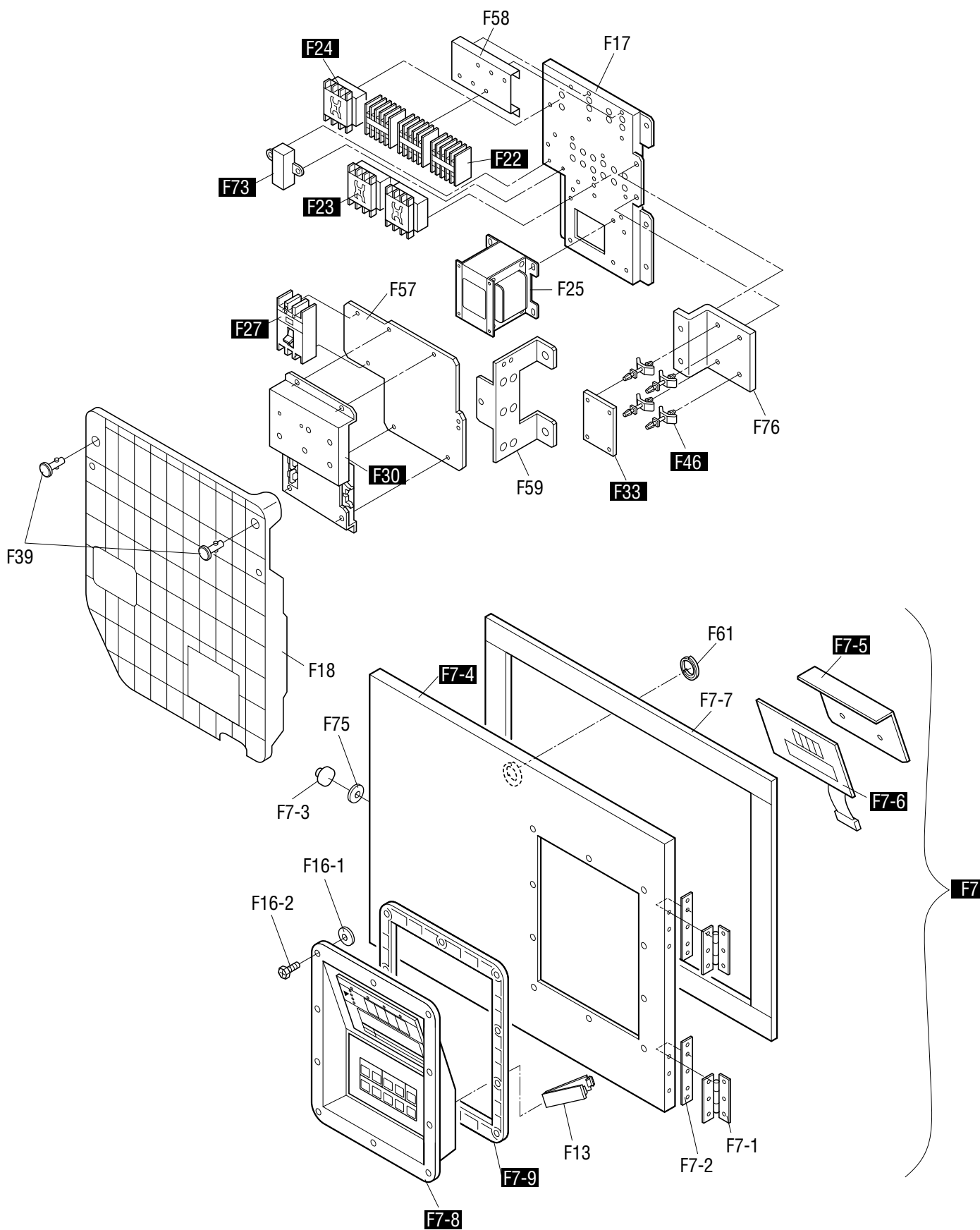
<In case of aluminium control box>



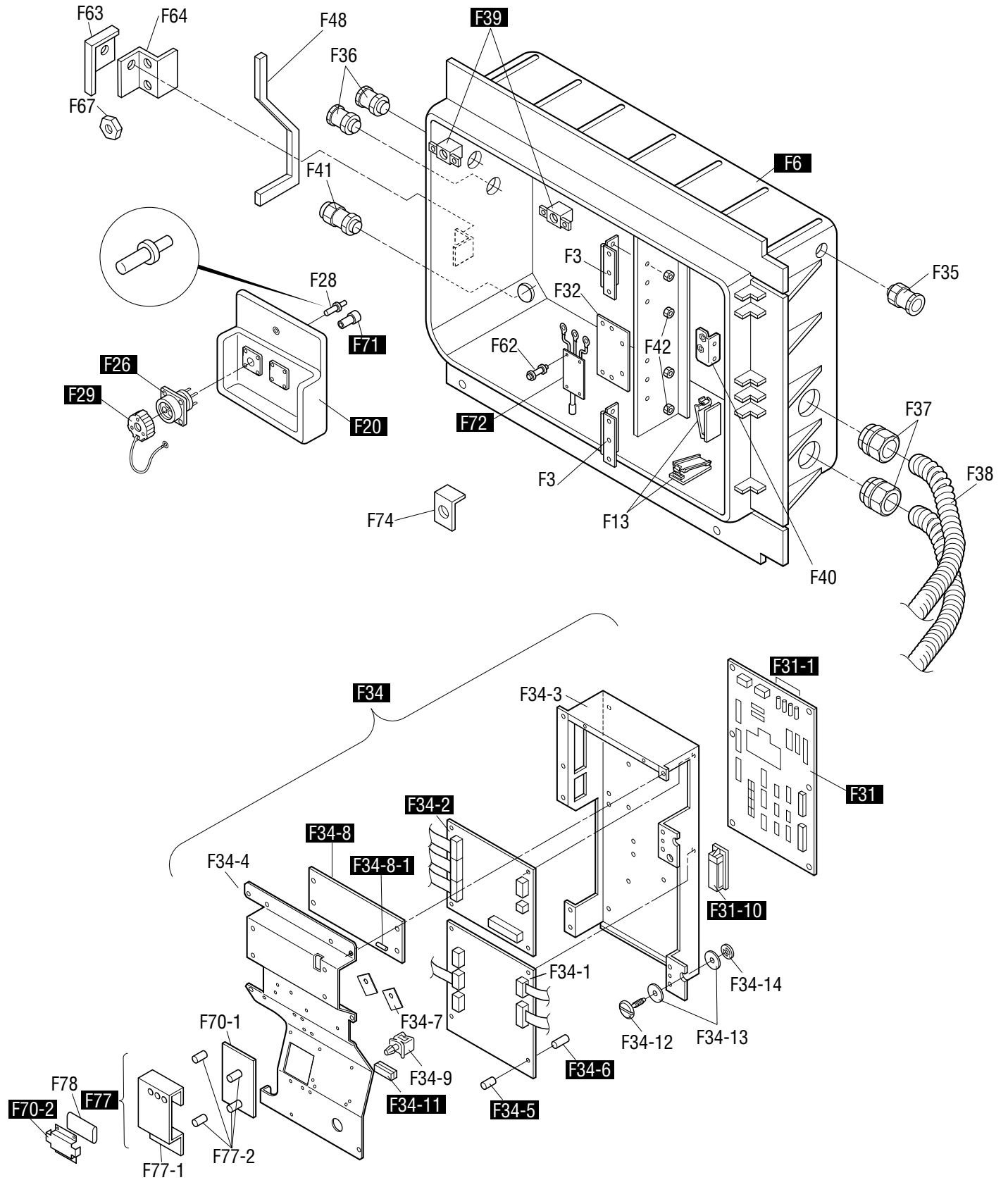
<In case of LXE10E-A24R , LXE10E-A9R>



<In case of Resin control box>



<In case of Resin control box>



NO. 符号	INDEX	PARTS NO. 部品番号	Substitute 代替部品	PARTS NAME	DWG. NO. 図面番号	TYPE SPECIFICATION 形式 仕様	MODEL 機種名	NOTE 備考
F2	B	1110607		Monitoring receptacle	3P044703-1-KI		A4	
F2	B	1549849		Monitoring receptacle	4P121213-1-KA		A5B, A5BR, A5C, A5D, A9A, A9R, A12B, A12C, A12D, A17, A17A, A18A, A18B, A18C, A18D, A21, A21A, A21B, A21C, A24, A28, A29, A29A, A30	
F2	B	1623451		Monitoring receptacle	3P044703-1-KI		A5, A5A, A9, A9R, A12, A12A, A19	
F7	C	1267433		Control box cover ass'y	2P059007-7		A5, A5A	
F7	C	1270491		Control box cover ass'y	2P059007-8		A4	
F2	C	1295539		Control box cover ass'y	2P085317-1		A6, A6R, A12A	
F7	C	1295539		Control box cover ass'y	2P085317-1		A12, A12A	
F2		1326798		Control box cover ass'y	2P085317-2		A7	
F2		1327119		Control box cover ass'y	2P085317-3		A8	
F7	C	1626001		Control box ass'y	2P085317-4		A9, A9R	
F7				C.BOX cover ass'y	2P085317-5		A11, A20	
F7	C	1448395		Control box cover ass'y	2P085317-6		A18	
F7		1660474		Control box cover ass'y	2P085317-7		A19	
F7		1549863		Control box cover ass'y	2P085317-8		A21	
F7		1564691		Control box cover ass'y	2P085317-9		A23	
F7		1815793		C.BOX cover ass'y	2P085317-10		A26	
F7	C	1381067		Control box cover ass'y	2P101874-1		A14, A15, A15A, A15AR, A27	
F7	C			Control box cover ass'y	2P143216-1		A9R, A24	
F7		1660683		Control box cover ass'y	2P147871-1		A12B, A12C, A12D, A12E, A28	
F7	C	1634211		C.BOX cover ass'y	2P147871-3		A18A, A18B, A18C, A30	
F7		1612622		C.BOX cover ass'y	2P147871-5		A21A, A21B, A21C, A29	
F7	C	1600636		C.BOX Cover ass'y	2P147871-6		A5B, A5BR, A5C, A5D, A9A, A15B, A15BR, A15C, A15D, A15E, A15F, A17, A17A, A23A, A26A, A26B, A26C, A27A, A27B, A31, A31A, A31B, A35, A35A	
F7		1683996		C.BOX cover ass'y	2P147871-8		A33	
F7		1815793		C.BOX cover ass'y	2P171706-1		A12F	
F7	C	1819670		C.BOX cover ass'y	2P171706-3		A18D	
F7		1863499		C.BOX cover ass'y	2P171706-5		A29A	
F7		1739301		Control box cover ass'y	2P171706-6		A5E, A9B, A15G, A15GR, A15H, A15J, A32A, A32B, A36, A36A	
F7		1787494		C.BOX cover ass'y	2P171706-8		A33A	
F7-4		1267440		Control box cover welding ass'y	3P065525-1		A5, A5A	
F7-4		1270509		Control box cover welding ass'y	3P068905-1		A4	
F7-4		1295546		Control box cover welding ass'y	3P085038-1		A9, A9R, A11, A12, A12A, A20, A26	
F7-4		1485426		Control box cover welding ass'y	3P085038-3		A19, A23	
F7-4		1503153		Control box cover welding ass'y	3P085038-4		A21	
F7-4		1587841		C.BOX Cover welding ass'y	3P085038-5		A5B, A5BR, A5C, A5D, A9A, A12B, A12C, A12D, A12E, A15B, A15BR, A15C, A15D, A15E, A15F, A17, A17A, A23A, A26A, A26B, A26C, A27A, A27B, A28, A31, A31A, A31B, A33, A35, A35A	
F7-4		1605198		Control box cover ass'y	3P085038-6		A21A, A21B, A21C, A29	
F7-4		1381074		Control box cover welding ass'y	3P101873-2		A14, A15, A15A, A15AR, A27	
F7-4		1420429		Control box cover welding ass'y	3P111477-1		A18	
F7-4		1614402		C.BOX cover welding ass'y	3P111477-3		A18A, A18B, A18C, A30	
F7-4				Control box cover welding ass'y	3P143217-1		A9R, A24	

● When ordering the parts whose No. are not shown in the PARTS NO. column, be sure to describe DWG. NO..

● 部品番号欄が空白になっている部品は、図面番号で、指示願います。

NO. 符号	INDEX	PARTS NO. 部品番号	Substitute 代替部品	PARTS NAME	DWG. NO. 図面番号	TYPE SPECIFICATION 形式 仕様	MODEL 機種名	NOTE 備考
F7-4		1739318		Control box cover welding ass'y	3P172570-1		A5E, A9B, A12F, A15G, A15GR, A15H, A15J, A32A, A32B, A33A, A36, A36A	
F7-4		1819687		Control box cover welding ass'y	3P181512-1		A18D	
F7-4		1863507		Control box cover ass'y	3P172570-2		A29A	
F7-5		1267457		Operation display cover	3P078251-1		A9, A9A, A9R, A11, A14, A15, A15A, A15AR, A15B, A15BR, A15C, A15D, A15E, A15F, A18, A18A, A18B, A18C, A19, A20, A21, A21A, A21B, A21C, A23, A23A, A26, A26A, A26B, A26C, A27, A27A, A27B, A29, A30, A31, A31A, A31B, A33	
F7-5		1099731		Operation display cover	2P028273-1		A5E, A9B, A15G, A15GR, A15H, A15J, A33A	
F7-5		1497171		Operation display cover	3P111696-1		A9R, A24	
F7-5		1796265		Operation display cover	3P078251-2		A12F, A18D, A29A, A32A, A32B, A36, A36A	
F8		1267457		Operation display cover	3P078251-1	t1.0	A4, A5, A5A, A5B, A5BR, A5C, A5D, A12, A12A, A12B, A12C, A12D, A12E, A17, A17A, A28, A35, A35A	
F7-6	A	1010815		Display board	2P010368-2		A5E, A9, A9A, A9B, A9R, A11, A12F, A14, A15, A15A, A15AR, A15B, A15BR, A15C, A15D, A15E, A15F, A15G, A15GR, A15H, A15J, A19, A20, A21, A21A, A21B, A21C, A23, A23A, A24, A26, A26A, A26B, A26C, A27, A27A, A27B, A29, A29A, A31, A31A, A31B, A32A, A32B, A36, A36A	
F9	A	1010815		Display board	2P010368-2	EC9755-2	A4, A5, A5A, A5B, A5BR, A5C, A5D, A12, A12A, A12B, A12C, A12D, A12E, A17, A17A, A28, A35, A35A	
F7-6	A	1095645		Display board	2P039886-1		A18, A18A, A18B, A18C, A18D, A30, A33, A33A	
F7-8		1136539		FCW clamp	4P015574-2		A9R, A24	
F7-8	A	1256224		Control panel(with sheet key)	3P035564-4		A9, A9R, A11, A19, A20, A21	
F6	A	1295553		Control panel(with sheet key)	3P085319-1		A6, A6R, A12A	
F7-8	A	1295553		Control panel(with sheet key)	3P085319-1		A9A, A9B, A12C, A12D, A12E, A12F, A14, A15, A15A, A15AR, A15B, A15BR, A15C, A15D, A15E, A15F, A15G, A15GR, A15H, A15J, A18, A18A, A18B, A18C, A18D, A21A, A21B, A21C, A23, A23A, A26, A26A, A26B, A26C, A27, A27A, A27B, A29, A29A, A30, A31, A31A, A31B, A32A, A32B, A33, A33A, A36, A36A	
F7-9		1128949		Packing	3P030317-1		A9, A9A, A9B, A9R, A11, A12C, A12D, A12E, A12F, A14, A15, A15A, A15AR, A15B, A15BR, A15C, A15D, A15E, A15F, A15G, A15GR, A15H, A15J, A18, A18A, A18B, A18C, A18D, A19, A20, A21, A21A, A21B, A21C, A23, A23A, A26, A26A, A26B, A26C, A27, A27A, A27B, A29, A29A, A30, A31, A31A, A31B, A32A, A32B, A33, A33A, A36, A36A	
F7-10		1063509		Switch	2P030937-1		A9R, A24R	
F7-9		1267464		Display name plate	2P072710-1		A9R, A24R	
F11		1136438		Insulation sheet	4P016059-1		A4, A5, A5A	

NO. 符号	INDEX	PARTS NO. 部品番号	Substitute 代替部品	PARTS NAME	DWG. NO. 図面番号	TYPE SPECIFICATION 形式 仕様	MODEL 機種名	NOTE 備考
F13		1136539		Clamp	4P015574-2		A4, A5, A5A, A5B, A5BR, A5C, A5D, A5E, A9, A9A, A9B, A9R, A11, A12, A12A, A12B, A12C, A12D, A12E, A14, A15, A15A, A15AR, A15B, A15BR, A15C, A15D, A15E, A15F, A15G, A15GR, A15H, A17, A17A, A18A, A18B, A18C, A18D, A19, A20, A21A, A21B, A21C, A23A, A24, A26, A26A, A26B, A26C, A27, A27A, A27B, A28, A29, A29A, A30, A31, A31A, A31B, A32A, A32B, A33, A33A, A35, A35A	
F14	A	1256224		Control panel(with sheet key)	3P035564-4		A4, A5, A5A	
F14	A	1295553		Control panel(with sheet key)	3P085319-1		A5B, A5BR, A5C, A5D, A5E, A12, A12A, A12B, A12C, A12D, A12E, A17, A17A, A28, A35, A35A	
F20		1678552		PC Port ass'y	2P158466-4		A31A, A31B	
F20				PC Port ass'y	3P174317-1		A9A	
F20		1664306		PC port ass'y	2P158466-7		A23A	
F20		1664832		PC port ass'y	2P158466-1		A5C, A5D, A21A, A21B, A21C	
F21		1241138		Fixing plate, battery	4P010920-1		A4, A5, A5A, A5B, A5BR, A5C, A5D, A9, A9A, A9R, A11, A12, A12A, A12B, A12C, A12D, A12E, A12F, A17, A17A, A18A, A18B, A18C, A18D, A19, A20, A21A, A21B, A21C, A23A, A24, A26, A26A, A26B, A26C, A28, A29, A29A, A30	
F22	A	1198931		Magnetic contactor(for Fans)	3P055568-1	24V PAK-6J31C	A4, A5, A5A, A5B, A5BR, A9, A9R, A12, A12A, A12B, A14, A15, A15A, A15AR, A15B, A15BR, A15C, A18A, A19, A23A, A24, A27, A27A, A27B, A28, A29, A30, A31, A31A	
F22	A	119893J		Magnetic contactor(for Fans)	3P055568-1	24V PAK-6J31C	A5C, A5D, A5E, A9A, A9B, A11, A12C, A12D, A12E, A12F, A15BR, A15C, A15D, A15E, A15F, A15G, A15GR, A15H, A15J, A17, A17A, A18A, A18B, A18C, A18D, A20, A21A, A21B, A21C, A26, A26A, A26B, A26C, A29, A29A, A30, A31, A31A, A31B, A32A, A32B, A33, A33A, A35, A35A, A36, A36A	
F23	A	1241493	124149J	Magnetic contactor (Phase correction contactor)	3P071508-3	24V RSK-35J	A4, A5, A5A, A5B, A5BR, A9, A9R, A12, A12A, A12B, A14, A15, A15A, A15AR, A15B, A15BR, A15C, A18A, A19, A23A, A24, A27, A27A, A27B, A28, A29, A30, A31, A31A	
F23	A	124149J		Magnetic contactor (Phase correction contactor)	3P071508-3	24V RSK-35J	A5C, A5D, A5E, A9A, A9B, A11, A12C, A12D, A12E, A12F, A15BR, A15C, A15D, A15E, A15F, A15G, A15GR, A15H, A15J, A17, A17A, A18A, A18B, A18C, A18D, A20, A21A, A21B, A21C, A26, A26A, A26B, A26C, A29, A29A, A30, A31, A31A, A31B, A32A, A32B, A33, A33A, A35, A35A, A36, A36A	
F24	A	1198917	119891J	Magnetic contactor(Compressor)	3P055566-1	24V PAK35J-S536	A4, A5, A5A, A5B, A5BR, A5C, A9, A9R, A12, A12A, A12B, A14, A15, A15A, A15AR, A15B, A15BR, A15C, A18A, A19, A21A, A21B, A23A, A24, A27, A27A, A27B, A28, A29, A30, A31, A31A, A33	

● When ordering the parts whose No. are not shown in the PARTS NO. column, be sure to describe DWG. NO..

● 部品番号欄が空白になっている部品は、図面番号で、指示願います。

NO. 符号	INDEX	PARTS NO. 部品番号	Substitute 代替部品	PARTS NAME	DWG. NO. 図面番号	TYPE SPECIFICATION 形式 仕様	MODEL 機種名	NOTE 備考
F24	A	119891J		Magnetic contactor(Compressor)	3P055566-1	24V PAK35J-S536	A5C, A5D, A5E, A9A, A9B, A11, A12C, A12D, A12E, A12F, A15BR, A15C, A15D, A15E, A15F, A15G, A15GR, A15H, A15J, A17, A17A, A18A, A18B, A18C, A18D, A20, A21A, A21B, A21C, A26, A26A, A26B, A26C, A29, A29A, A30, A31, A31A, A31B, A32A, A32B, A33, A33A, A35, A35A, A36, A36A	
F25	A	1141377		Low frequency transformer	3PA50525-2		A4	
F25	A	1387205		Low frequency transformer	3P081584-1		A5, A5A, A9, A9R, A11, A12, A12A, A14, A15, A19, A20, A21	
F25	A	1562796		Low frequency transformer	3P139293-1		A5B, A5BR, A5C, A5D, A5E, A9A, A9B, A9R, A12B, A12C, A12D, A12E, A12F, A15A, A15AR, A15B, A15BR, A15C, A15D, A15E, A15F, A15G, A15GR, A15H, A15J, A17, A17A, A18A, A18B, A18C, A18D, A21A, A21B, A21C, A23, A23A, A24, A26, A26A, A26B, A26C, A27, A27A, A27B, A28, A29, A29A, A30, A31, A31A, A31B, A32A, A32B, A33, A33A, A35, A35A, A36, A36A	
F26	C	0991531		PC port connector	3P010803-1		A4, A5, A5A, A5B, A5BR, A5C, A5D, A5E, A9, A9A, A9B, A9R, A11, A18A, A18B, A18C, A18D, A19, A20, A21A, A21B, A21C, A24, A26, A26A, A26B, A26C, A29, A29A, A30, A33A	
F26	C	1381113		PC port connector	3P073218-1		A14, A15, A15A, A15AR, A15B, A15BR, A15C, A15D, A15E, A15F, A15G, A15GR, A15H, A15J, A23, A23A, A27, A27A, A27B, A31, A31A, A31B, A32A, A32B, A33, A36, A36A	
F27	A	1381120		Circuit breaker (CB)	3P093326-1		A5A, A5B, A5BR, A5C, A5D, A5E, A9, A9A, A9B, A9R, A11, A12, A12A, A12B, A12C, A12D, A12E, A12F, A14, A15, A15A, A15AR, A15B, A15BR, A15C, A15D, A15E, A15F, A15G, A15GR, A15H, A15J, A17, A17A, A18, A18A, A18B, A18C, A18D, A19, A20, A21, A21A, A21B, A21C, A23, A23A, A24, A26, A26A, A26B, A26C, A27, A27A, A27B, A28, A29, A29A, A30, A31, A31A, A31B, A32A, A32B, A33, A33A, A35, A35A, A36, A36A	
F27	A	0432986	1731415	Circuit breaker(CB)	3PA42438-1		A4, A5	
F29		1267541		Cover ass'y, PC port	3P010743-1		A4, A5, A5A, A5B, A5BR, A5C, A5D, A5E, A9, A9A, A9B, A9R, A11, A18A, A18B, A18C, A18D, A19, A20, A21A, A21B, A21C, A24, A26, A26A, A26B, A26C, A29, A29A, A30, A33A	
F29		1381137		Cover ass'y, PC port	3P010743-2		A14, A15, A15A, A15AR, A15B, A15BR, A15C, A15D, A15E, A15F, A15G, A15GR, A15H, A15J, A23A, A27, A27A, A27B, A31, A31A, A31B, A32A, A32B, A36, A36A	
F29		1381221		Pins	3P040139-1		A33	

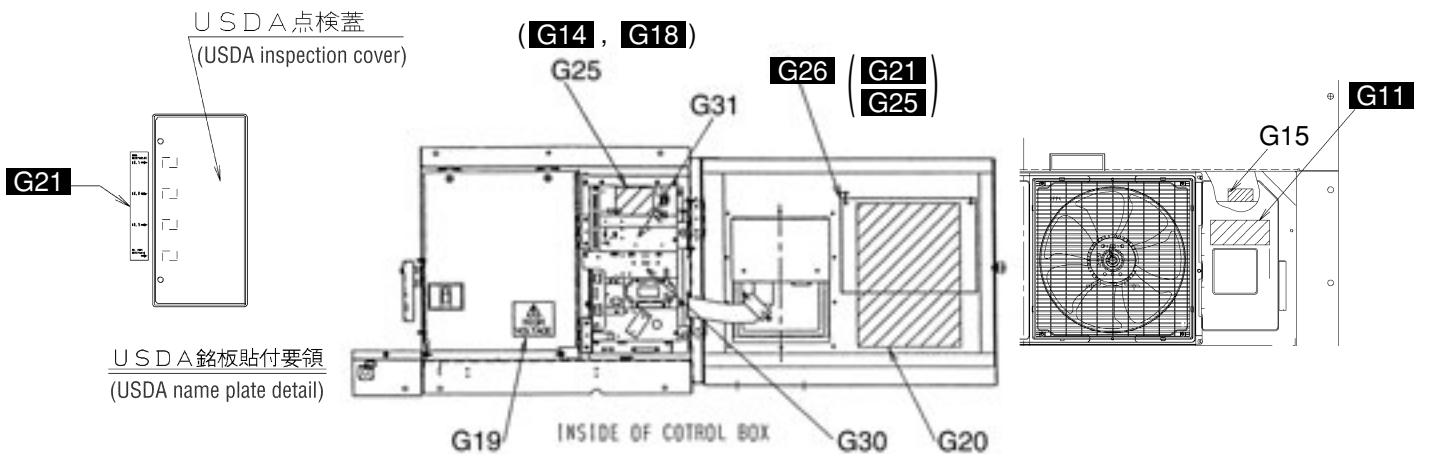
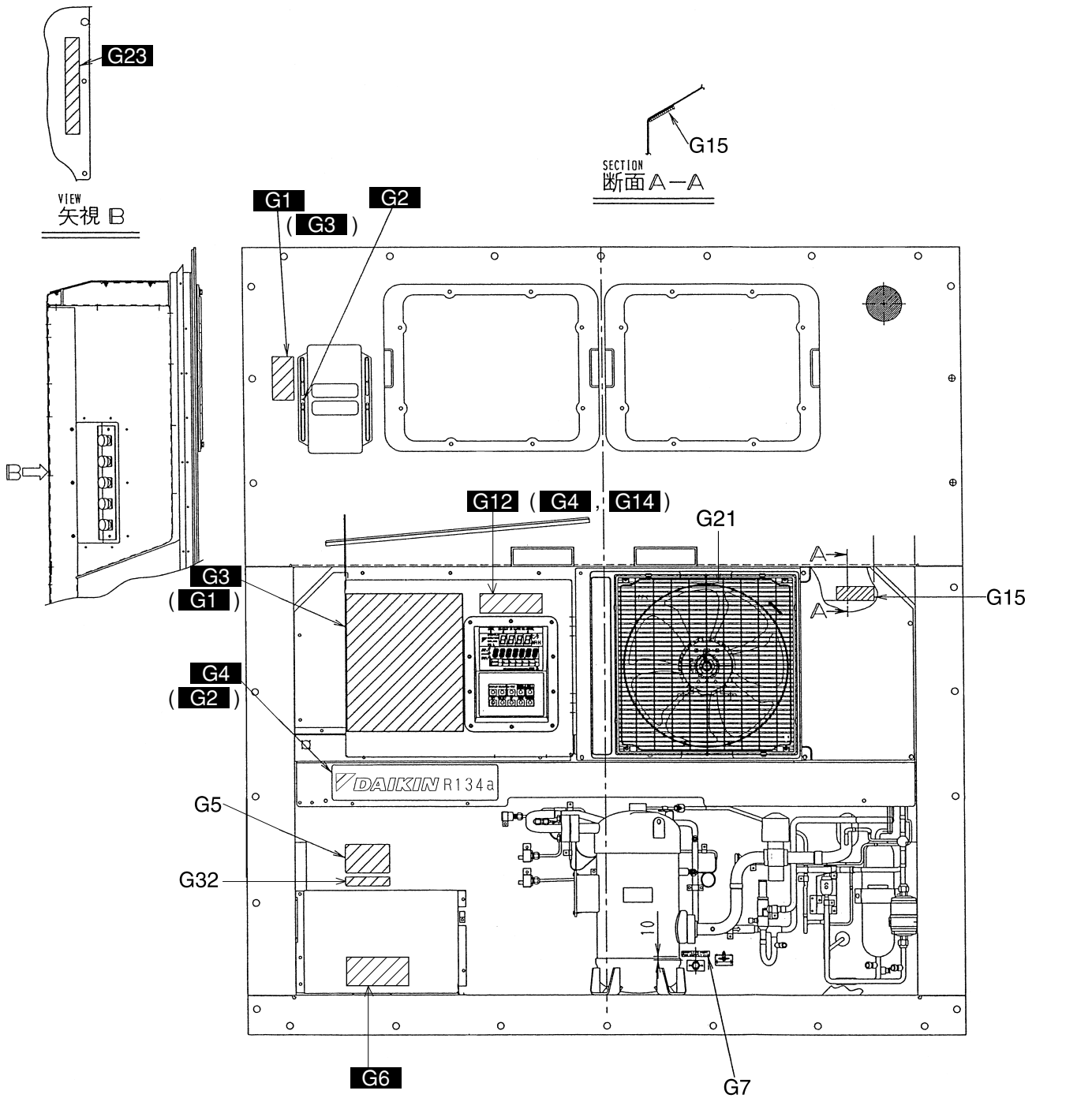
NO. 符号	INDEX	PARTS NO. 部品番号	Substitute 代替部品	PARTS NAME	DWG. NO. 図面番号	TYPE SPECIFICATION 形式 仕様	MODEL 機種名	NOTE 備考
F30	A	0954633	0991050	Printed circuit board ass'y (PT/CT board)	2P010906-3		A5, A5A, A5B, A5BR, A5C, A5E, A9, A9A, A9B, A9R, A12, A12A, A12B, A12C, A12D, A12E, A12F, A15, A15A, A15AR, A15B, A15BR, A15C, A15D, A15E, A15F, A15G, A15GR, A15H, A15J, A17, A17A, A18, A18A, A18C, A18D, A19, A21, A21A, A21B, A21C, A23, A23A, A24, A26B, A26C, A27, A27A, A27B, A28, A29, A29A, A30, A31, A31A, A32A, A32B, A33, A33A, A35, A35A, A36, A36A	
F30	A	0991050		Printed circuit board ass'y (PT/CT board)	2P017810-1		A4, A5C, A5D, A11, A14, A18A, A18B, A20, A26, A26A, A30, A31, A31A, A31B	
F31	A	1256116		Terminal strip boaed	2P078284-1		A4, A5, A5A, A5B, A5BR, A5C, A5D, A9, A9A, A9R, A11, A12, A12A, A12B, A12C, A12D, A14, A15, A15A, A15AR, A15B, A15BR, A15C, A15D, A15E, A17, A17A, A18A, A18B, A18C, A19, A20, A21A, A21B, A23A, A24, A26, A26A, A26B, A26C, A27, A27A, A27B, A28, A29, A30, A31, A31A, A31B, A33, A35, A35A	
F31	A	1679137		Terminal strip boaed	2P174377-1		A5E, A9B, A12E, A12F, A15F, A15G, A15GR, A15H, A15J, A18D, A29A, A32A, A32B, A33A, A36, A36A	
F31-1		0030652	003065J	Fuse, controller	4SA42006-4	250V 10A	A4, A5, A5A, A5B, A5BR, A5C, A5D, A9, A9R, A14, A15, A15A, A15AR, A15B, A15BR, A15C, A15D, A15E, A18A, A18B, A19, A21A, A21B, A21C, A23A, A24, A27, A27A, A27B, A29, A30, A31, A33	
F31-1	A	003065J		Fuse, controller	4SA42006-4	250V 10A	A5C, A5D, A5E, A9A, A9B, A15F, A15G, A15GR, A15H, A15J, A17, A17A, A18C, A18D, A29, A29A, A32A, A32B, A33, A33A, A35, A35A, A36, A36A	
F33	A	0329679	1699302	Reverse phase protector	3SA42153-1	346-440V	A4, A5, A5A, A5B, A5BR, A5C, A5D, A5E, A9, A9R, A11, A12, A12A, A12B, A12C, A12D, A12E, A12F, A14, A15, A15A, A15AR, A15B, A15BR, A15C, A15D, A15E, A15F, A15G, A15GR, A17, A17A, A18A, A18B, A18C, A19, A20, A21A, A21B, A21C, A23A, A24, A26, A26A, A26B, A26C, A27, A27A, A27B, A28, A29, A29A, A30, A31, A31A, A31B, A33, A35, A35A	
F33		1787230		Reverse phase protector	3P198363-1		A15F, A15G, A15H, A15J, A33A	
F33	A	1793824		Reverse phase protector	3P198363-1	346-440V	A9A, A9B, A18D, A32A, A32B, A36, A36A	
F34	A	1375365	1519538	Controller ass'y	3P101756-1		A14, A15	
F34	A	1241347	1519576	Controller ass'y	3P065573-1		A4	
F34	A	1317174	1519576	Controller assemblies	3P065573-3		A5	
F34	A	1327669	1519576	Controller assemblies	3P065573-5		A9, A9R	
F34	A	1455836	1519576	Controller assemblies	3P065573-7		A5A, A19	
F34	A	1519576		Controller ass'y	3P065573-13		A11, A20, A21	
F8	A	1295577	1519583	Controller assemblies	3P065573-2		A6, A6R, A12A	
F34	A	1327676	1519583	Controller assemblies	3P065573-6		A12	
F34	A	1455843	1519583	Controller assemblies	3P065573-8		A12A	

NO. 符号	INDEX	PARTS NO. 部品番号	Substitute 代替部品	PARTS NAME	DWG. NO. 図面番号	TYPE SPECIFICATION 形式 仕様	MODEL 機種名	NOTE 備考
F34		1645747		Controller assemblies	3P161732-2		A15BR, A15C, A15D, A15E, A15F, A27B, A31A, A31B, A35, A35A	
F34		1645754		Controller assemblies	3P162221-1		A5C, A5D, A9A, A21B, A21C, A26B, A26C, A29	
F34	A	1645761		Controller assemblies	3P162221-2		A12C, A12D, A12E, A17, A17A	
F34		1683105		Controller assemblies	3P112064-7		A18B, A18C	
F34		1750586		Controller assemblies	3P172236-4		A18D	
F34		1684014		Controller assemblies	3P173640-1		A33	
F34		1775477		Controller assemblies	3P172236-7		A15G, A15GR, A15H, A15J, A29A, A32A, A32B, A36, A36A	
F34	A	1440353	1519590	Controller ass'y	3P112064-1		A18	
F34	A	1556328		Controller ass'y	3P142352-3		A23, A23A	
F34	A	1562804		Controller assemblies	3P065573-17		A5B, A5BR, A9R, A21A, A24, A26, A26A, A29	
F34	A	1562804		Controller assemblies	3P162221-1		A21B	
F34	A	1584284		Controller ass'y	3P101756-7		A15A, A15AR, A15B, A27, A27A, A31	
F34	A	1601312		Controller assemblies	3P065573-18		A12B, A28	
F34		1601329		Controller assemblies	3P112064-6		A18A, A30	
F34	A	1750579		Controller assemblies	3P172236-1		A5E, A9B, A12F	
F34		1787502		Controller assemblies	3P172236-9		A33A	
F34-1	A	1378744	1637070	CPU board ass'y	2P065387-4		A14, A15	
F34-1	A	1378744	1637070	CPU board ass'y	2P065387-5	EC0076C	A18	
F34-1	A	1250776	1642553	CPU board ass'y	2P065387-1	EC0076	A4	
F34-1	A	1317167	1642553	PCB ass'y	2P065387-2		A5	
F34-1	A	1327652	1642553	PCB ass'y	2P065387-3		A9, A9R, A12	
F34-1	A	1409307	1642553	PCB ass'y	2P065387-5		A5A, A12A, A19	
F34-1	A	1508677	1642553	CPU Board ass'y	2P065387-11		A21	
F34-1	A	1562811	1642553	PCB ass'y	2P065387-15		A5B, A5BR, A9R, A12B, A18A, A21A, A24, A28, A29, A30	
F34-1	A	1562811	1642553	PCB ass'y	2P161091-2		A21B	
F34-1		1642553		PCB ass'y	2P161091-2		A5C, A5D, A5E, A9A, A9B, A11, A12C, A12D, A12E, A12F, A15BR, A15C, A15D, A15E, A15F, A15G, A15GR, A15H, A15J, A17, A17A, A18A, A18B, A18C, A18D, A20, A21A, A21B, A21C, A26, A26A, A26B, A26C, A27B, A29, A29A, A30, A31A, A31B, A32A, A32B, A33, A33A, A35, A35A, A36, A36A	
F34-1	A	1564716		CPU Board ass'y	2P124819-5		A23, A23A	
F34-1	A	1581379		CPU board ass'y	2P065387-16		A15A, A15AR, A15B, A27, A27A, A31	
F34-2	A	0954594		I/O board	2P010367-1		A4, A5, A5A, A5B, A5BR, A5C, A5D, A5E, A9, A9A, A9B, A9R, A11, A12, A12A, A12B, A12C, A12D, A12E, A12F, A15BR, A15C, A15D, A15E, A15F, A17, A17A, A18A, A18B, A18C, A18D, A19, A20, A21A, A21B, A21C, A23A, A24, A26, A26A, A26B, A26C, A27B, A28, A29, A30, A31A, A31B, A33, A35, A35A	
F34-2	A	1378751		I/O board	2P010367-1	EC9754	A18	
F34-2	A	1378751		I/O board	2P010367-2		A14, A15, A15A, A15AR, A15B, A27, A27A, A31	

NO. 符号	INDEX	PARTS NO. 部品番号	Substitute 代替部品	PARTS NAME	DWG. NO. 図面番号	TYPE SPECIFICATION 形式 仕様	MODEL 機種名	NOTE 備考
F34-2		1775484		PCB ass'y(EC0630)	2P010367-3		A15G, A15GR, A15H, A15J, A29A, A32A, A32B, A33A, A36, A36A	
F34-5		1099940		Support bushing	MI49531-11		A4, A5, A5A, A5B, A5BR, A5C, A5D, A5E, A9, A9A, A9B, A9R, A11, A12, A12A, A12B, A12C, A12D, A12E, A12F, A14, A15, A15A, A15AR, A15B, A15BR, A15C, A15D, A15E, A15F, A15G, A15GR, A15H, A15J, A17, A17A, A18, A18A, A18B, A18C, A18D, A19, A20, A21A, A21B, A21C, A23A, A24, A26, A26A, A26B, A26C, A27, A27A, A27B, A28, A29, A29A, A30, A31, A31A, A31B, A32A, A32B, A33, A33A, A35, A35A, A36, A36A	
F34-6		1099957		Support color	MI49531-13		A4, A5, A5A, A5B, A5BR, A5C, A5D, A5E, A9, A9A, A9B, A9R, A11, A12, A12A, A12B, A12C, A12D, A12E, A12F, A14, A15, A15A, A15AR, A15B, A15BR, A15C, A15D, A15E, A15F, A15G, A15GR, A15H, A15J, A17, A17A, A18, A18A, A18B, A18C, A18D, A19, A20, A21A, A21B, A21C, A23A, A24, A26, A26A, A26B, A26C, A27, A27A, A27B, A28, A29, A29A, A30, A31, A31A, A31B, A32A, A32B, A33, A33A, A35, A35A, A36, A36A	
F34-8	A	1250783		PC board for suction modulating valve	3P065441-1	EC0058	A4, A5, A5A, A5B, A5BR, A5C, A5D, A5E, A9, A9A, A9B, A9R, A11, A12, A12A, A12B, A12C, A12D, A12E, A12F, A14, A15, A15A, A15AR, A15B, A15BR, A15C, A15D, A15E, A15F, A15G, A15GR, A15H, A15J, A17, A17A, A18, A18A, A18B, A18C, A18D, A19, A20, A21A, A21B, A21C, A23A, A24, A26, A26A, A26B, A26C, A27, A27A, A27B, A28, A29, A29A, A30, A31, A31A, A31B, A32A, A32B, A33, A33A, A35, A35A, A36, A36A	
F12	A	0030652	003065J	Fuse, controller	4SA42006-4	250V 10A	A6, A6R, A12A	
F73	A	0030652	003065J	Fuse	4SA42006-4	10A 250V	A9R, A12, A12A, A12B, A24, A28	
F73	A	003065J		Fuse, control	4SA42006-4	250V 10A	A12C, A12D	
F34-8-1	A	003065J		Fuse, control	4SA42006-4	250V 10A	A29, A29A	
F34-8-1		0445432	044543J	Fuse, controller	4SA42006-3	250V 5A	A4, A5, A5A, A5B, A5BR, A5C, A9, A9R, A12, A12A, A12B, A14, A15BR, A15C, A18, A18A, A19, A21A, A21B, A23A, A27A, A27B, A28, A30, A31, A33	
F34-8-1	A	044543J		Fuse, controller	4SA42006-3	250V 5A	A5C, A5D, A5E, A9A, A9B, A12C, A12D, A12E, A12F, A15BR, A15C, A15D, A15E, A15F, A15G, A15GR, A15H, A15J, A17, A17A, A18A, A18B, A18C, A18D, A21A, A21B, A21C, A30, A31, A32A, A32B, A33, A33A, A35, A35A, A36, A36A	
F34-8-1	A	670223		Fuse, controller	4SA42006-3	250V 5A	A9R, A15, A15A, A15AR, A15B, A24, A27, A29	
F34-10		1136539		Clamp	4P015574-2		A33A	

NO. 符号	INDEX	PARTS NO. 部品番号	Substitute 代替部品	PARTS NAME	DWG. NO. 図面番号	TYPE SPECIFICATION 形式 仕様	MODEL 機種名	NOTE 備考
F34-10		1267604		Flat cable clamp	4P015573-1		A4, A5, A5A, A5B, A5BR, A5C, A5D, A5E, A9, A9A, A9B, A9R, A11, A12, A12A, A12B, A12C, A12D, A12E, A12F, A14, A15, A15A, A15AR, A15B, A15BR, A15C, A15D, A15E, A15F, A15G, A15GR, A15H, A15J, A17, A17A, A18, A18A, A18B, A18C, A18D, A19, A20, A21A, A21B, A21C, A23A, A24, A26, A26A, A26B, A26C, A27, A27A, A27B, A28, A29, A29A, A30, A31, A31A, A31B, A32A, A32B, A33, A35, A35A, A36, A36A	
F34-11		1136539		Clamp	4P015574-2		A4, A5, A5A, A5B, A5BR, A5C, A5D, A5E, A9, A9R, A11, A12, A12A, A12B, A12C, A12D, A12E, A12F, A14, A15, A15A, A15AR, A17, A17A, A18, A18A, A18B, A19, A20, A23A, A24, A26, A26A, A26B, A26C, A27, A27A, A27B, A28, A29, A29A, A30, A33, A35, A35A	
F34-11		1750663		Ferrite core filter	4EA76013-5		A15G, A15H, A15J, A32A, A32B, A36, A36A	
F39		1267666		Quick fastener	4P064642-1		A4, A5, A5A, A5B, A5BR, A5C, A5D, A5E, A9, A9A, A9B, A9R, A11, A12, A12A, A12B, A12C, A12D, A12E, A12F, A14, A15, A15A, A15AR, A15B, A15BR, A15C, A15D, A15E, A15F, A15G, A15GR, A15H, A15J, A17, A17A, A18A, A18B, A18C, A18D, A19, A20, A21A, A21B, A21C, A23A, A24, A26, A26A, A26B, A26C, A27, A27A, A27B, A28, A29, A29A, A30, A31, A31A, A31B, A32A, A32B, A33, A33A, A35, A35A, A36, A36A	
F44		1099940		Support bushing, PCB	MI49531-11		A4, A5, A5A, A5B, A5BR, A5C, A5D, A9, A9A, A9R, A11, A12, A12A, A12B, A12C, A12D, A12E, A14, A15, A15A, A15AR, A15B, A15BR, A15C, A15D, A15E, A15F, A17, A17A, A18A, A18B, A18C, A19, A20, A21A, A21B, A21C, A23A, A24, A26, A26A, A26B, A26C, A27, A27A, A27B, A28, A29, A29A, A30, A31, A31A, A31B, A33, A35, A35A	
F45		1099957		Support color, PCB	MI49531-13		A4, A5, A5A, A5B, A5BR, A5C, A5D, A9, A9A, A9R, A11, A12, A12A, A12B, A12C, A12D, A12E, A14, A15, A15A, A15AR, A15B, A15BR, A15C, A15D, A15E, A15F, A17, A17A, A18A, A18B, A18C, A19, A20, A21A, A21B, A21C, A23A, A24, A26, A26A, A26B, A26C, A27, A27A, A27B, A28, A29, A29A, A30, A31, A31A, A31B, A33, A35, A35A	
F49		1136539		Clamp	4P015574-2		A4, A5, A5A, A5B, A5BR, A5C, A5D, A5E, A9, A9A, A9B, A9R, A11, A12, A12A, A12B, A12C, A12D, A12E, A12F, A14, A15, A15A, A15AR, A15B, A15BR, A15C, A15D, A15E, A15F, A15G, A15GR, A15H, A15J, A17, A17A, A18A, A18B, A18C, A18D, A19, A20, A21A, A21B, A21C, A23A, A24, A26, A26A, A26B, A26C, A27, A27A, A27B, A28, A29, A29A, A30, A31, A31A, A31B, A32A, A32B, A33, A33A, A35, A35A	

NO. 符号	INDEX	PARTS NO. 部品番号	Substitute 代替部品	PARTS NAME	DWG. NO. 図面番号	TYPE SPECIFICATION 形式 仕様	MODEL 機種名	NOTE 備考
F50		1136539		Clamp	4P015574-2		A32A, A32B, A36, A36A	
F50		1267712		Clamp	3P049495-1		A4, A5, A5A, A5B, A5BR, A5C, A5D, A5E, A9, A9A, A9B, A9R, A11, A12, A12A, A12B, A12C, A12D, A12E, A12F, A14, A15, A15A, A15AR, A15B, A15BR, A15C, A15D, A15E, A15F, A15G, A15GR, A15H, A15J, A17, A17A, A18A, A18B, A18C, A18D, A19, A20, A21A, A21B, A21C, A23A, A24, A26, A26A, A26B, A26C, A27, A27A, A27B, A28, A29, A29A, A30, A31, A31A, A31B, A33, A33A, A35, A35A	
F60	C	1267806		Cap, monitoring receptacle	3P044703-1-KA		A4, A5, A5A, A9, A9R, A12, A12A, A17, A19	
F60	C	1549919		Cap, monitoring receptacle	4P121213-1-KI		A5B, A5BR, A5C, A5D, A9A, A9R, A12B, A12C, A12D, A12E, A12F, A18A, A18B, A18C, A18D, A21, A21A, A21B, A21C, A24, A28, A29, A29A, A30	
F70-2		1733473		Mounting plate	4P175166-2		A15G, A15GR, A15H, A15J, A32A, A32B, A36, A36A	
F70-2		1726646		Mounting plate	4P175166-1		A15F	
F70-2	A	1381207	1686786	Chargable battery	2P103790-1-KI		A14, A15, A15A, A15AR, A15B, A15BR, A15C, A15D, A15E, A27, A27A, A27B, A31, A31A, A31B	
F71	A	1198931		Magnetic contactor	3P055568-1	PAK-6J31C	A9R, A24R	
F72	B	0927770	1780284	Humidity sensor	3PA61738-1		A14, A15, A15A, A15AR, A15B, A15BR, A15C, A15D, A15E, A27, A27A, A27B, A31, A31A, A31B, A33	
F72		1679447	1780284	Humidity sensor(HUS)	3PA61738-2		A15F	
F72	A	1780284		Humidity sensor (HUS)	3PA61738-3	RHU-600A-D2	A15G, A15GR, A15H, A15J, A32A, A32B, A33, A33A, A36, A36A	
F72		1775460		Humidity sensor(HUS)	3P195038-1		A15G, A15GR, A15H, A15J	
F73		0468839		Noise filter(for modem)	3EA76001-1		A18	
F73	A	0954640		Noise filter	2PA51273-1	ZAC2206-11	A9B, A15F, A15G, A15GR, A15H, A15J, A18D, A32A, A32B, A33A, A36, A36A	
F77	A	1733466		EL Component assy	3P171534-3		A15G, A15GR, A15H, A15J, A32A, A32B	
F77		1796272		Chargable battery PCB ass'y	3P171534-4		A36, A36A	

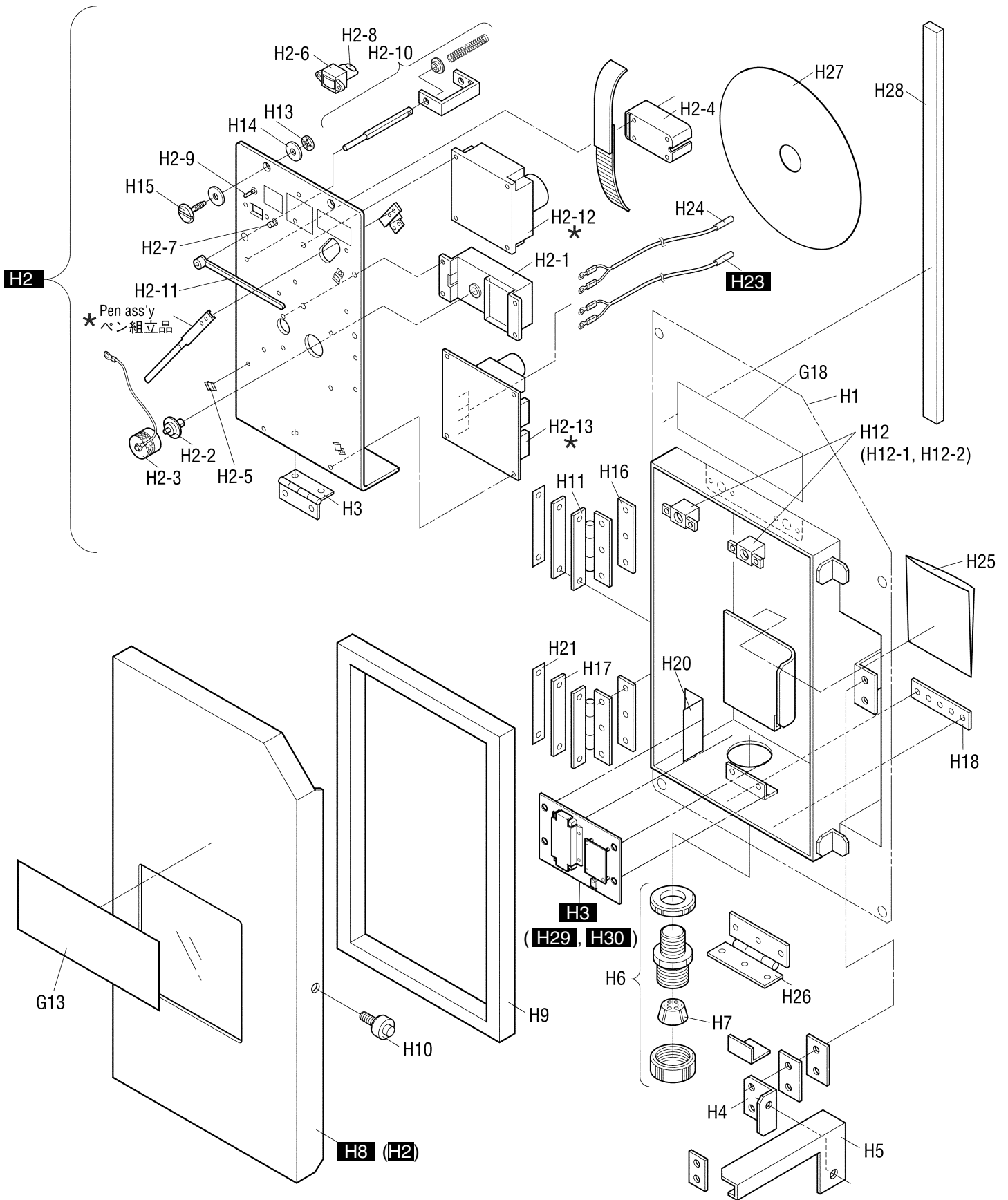


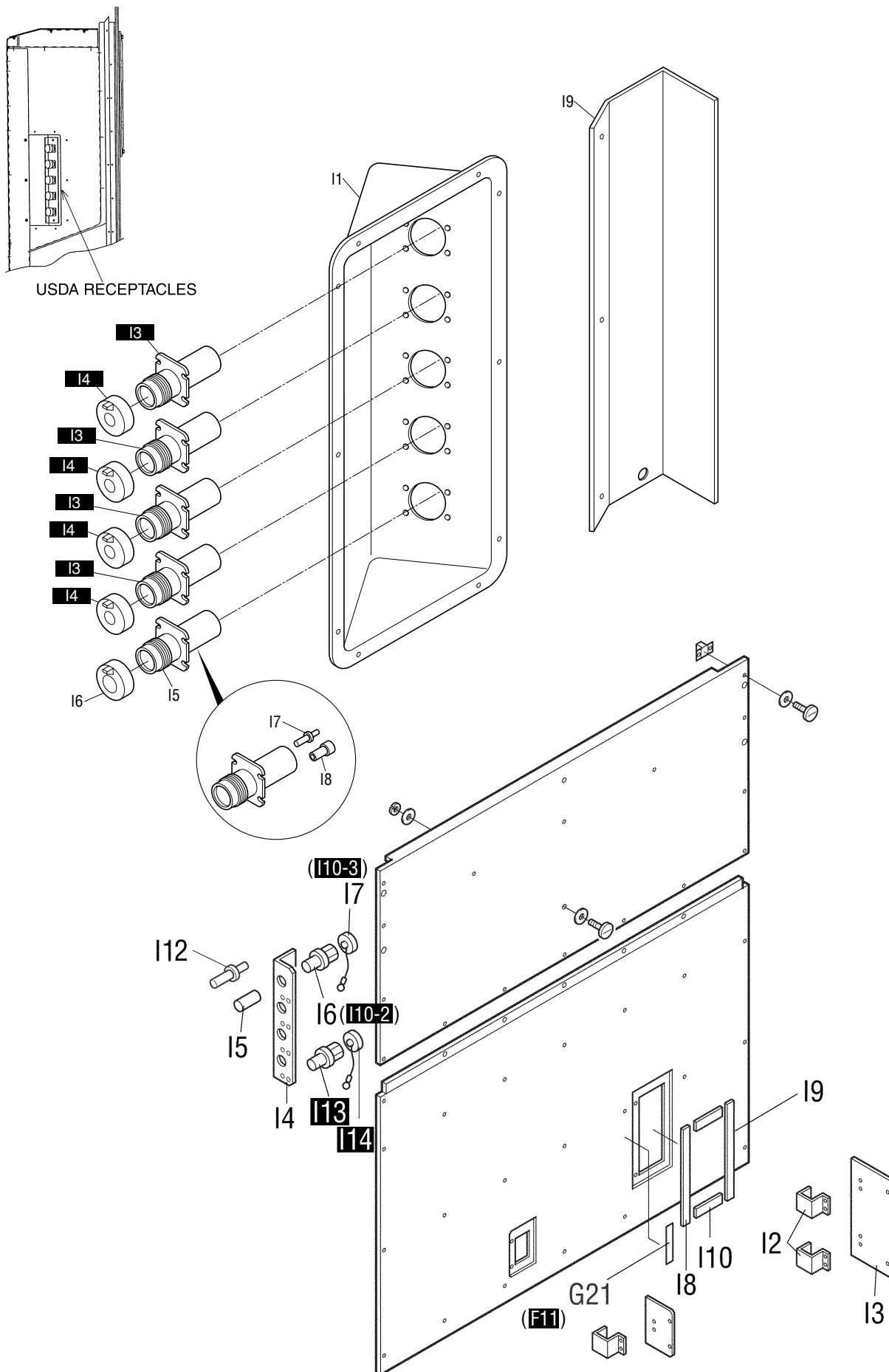
NO. 符号	INDEX	PARTS NO. 部品番号	Substitute 代替部品	PARTS NAME	DWG. NO. 図面番号	TYPE SPECIFICATION 形式 仕様	MODEL 機種名	NOTE 備考
G1		1267945		Name plate, ventilator	4P069720-1	English	A4	
G3		1326899		Name plate, ventilator	4P069768-1		A5, A5A, A7, A8	
G1		1295678		Name plate, ventilator	4P086012-1	t0.05	A12, A12A	
G3		1295678		Name plate, ventilator	4P086012-1	t0.05	A6, A6R, A12A	
G1		1381315		Name plate, ventilator	4P103908-1		A14, A15	
G1		1448434		Name plate, ventilator	4P113967-1	English	A18, A18A, A18B, A18C, A30	
G3		1549926		Ventilator name plate	4P099990-1		A5B, A5BR, A5C, A5D, A5E, A9, A9A, A9B, A9R, A19	
G1		1549926		Name plate, ventilator	4P099990-1		A11, A20, A21, A21A, A21B, A21C, A23, A23A, A26, A26A, A26B, A26C, A29, A29A	
G3		1690103		Ventilator name plate	4P069726-1		A17, A17A, A35, A35A	
G1		1584291		Name plate, ventilator	4P146327-1	English	A9R, A12B, A12C, A12D, A12E, A12F, A15B, A15BR, A15C, A15D, A15E, A15F, A24, A27, A27A, A27B, A28, A31, A31A, A31B	
G1		1624353		Ventilator name plate	4P125130-1		A15A, A15AR	
G1		1684045		Name plate, ventilator	4P176172-1		A15G, A15GR, A15H, A15J, A18D, A33, A33A, A36, A36A	
G2		1267952		Name plate, ventilator arrow	4P018502-1		A4, A5, A5A, A5B, A5BR, A5C, A5D, A5E, A9, A9A, A9B, A9R, A11, A12, A12A, A12B, A12C, A12D, A12E, A12F, A14, A15, A15A, A15AR, A15B, A15BR, A15C, A15D, A15E, A15F, A15G, A15GR, A15H, A15J, A17, A17A, A18, A18A, A18B, A18C, A18D, A19, A20, A21, A21A, A21B, A21C, A23, A23A, A24, A26, A26A, A26B, A26C, A27, A27A, A27B, A28, A29, A29A, A30, A31, A31A, A31B, A33, A33A, A35, A35A, A36, A36A	
G3		1267969		Name plate, operation	1P083255-1	English/Japanese	A4	
G1		1295654		Name plate, operation	1P086013-1	t0.05	A6, A6R, A12A	
G3		1295654		Name plate, operation	1P086013-1	t0.05	A12, A12A, A12B, A12C, A12D, A12E, A12F, A28	
G1		1326882		Name plate, operation	1P090432-1		A5, A5A, A7, A8	
G1		1409136		Name plate, operation	1P099989-1		A9, A9R, A19	
G3		1409136		Name plate, operation	1P099989-1		A11, A20, A21	
G3		1381322		Name plate, operation	1P103584-1		A14, A15, A15A, A15B	
G1		1690095		Name plate, operation	1P112058-1		A17	
G1		1448441		Name plate, operation	1P113615-1		A17A, A35, A35A	
G3		1448441		Name plate, operation	1P113615-1	English	A18, A18A, A18B, A18C, A18D, A30	
G3		1557042		Name plate, operation	1P136900-1		A15C, A15D, A15E, A15F, A15G, A15GR, A15H, A15J, A23, A23A, A27, A27A, A27B, A32A, A32B, A36, A36A	
G3		1624377		Name plate, operation	1P137339-1		A15AR	
G1		1557066		Name plate, operation	1P142542-1		A5BR, A5C, A5D, A5E, A9A, A9B	
G3		1557066		Name plate, operation	1P142542-1		A21A, A21B, A21C, A26, A26A, A26B, A26C, A29, A29A	
G3		1564879		Label	1P142887-1		A9R, A24	
G3		1646081		Name plate, operation	1P163749-1		A15BR, A15GR, A33, A33A	
G12		1684069		Name plate, operation	3P176175-1		A33, A33A	
G4		1295685		Name plate, sheet key operation	3P086014-1	t0.05	A6, A6R, A12A	

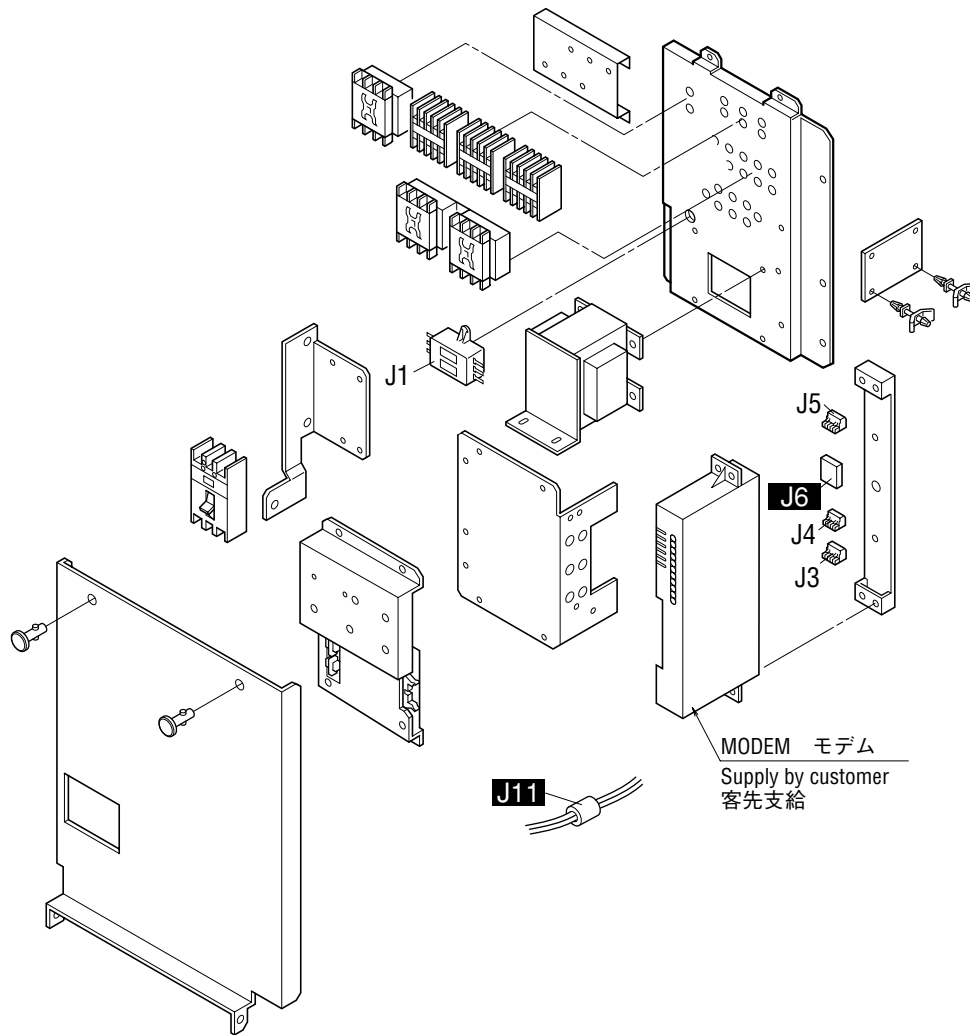
NO. 符号	INDEX	PARTS NO. 部品番号	Substitute 代替部品	PARTS NAME	DWG. NO. 図面番号	TYPE SPECIFICATION 形式 仕様	MODEL 機種名	NOTE 備考
G2		1306530		Name plate, brand name	4P085985-1		A7, A8	
G4		1306530		Name plate, brand name	4P085985-1	English	A4, A5, A5A, A5B, A5BR, A5C, A5D, A9, A9A, A9R, A11, A12, A12A, A12B, A12C, A12D, A12E, A14, A15, A15A, A15AR, A15B, A15BR, A15C, A17, A17A, A18, A18A, A18B, A18C, A19, A20, A21, A21A, A21B, A21C, A23, A23A, A24, A26, A26A, A26B, A26C, A27, A27A, A27B, A28, A29, A30, A31, A31A, A31B, A33	
G4		1726552		Name plate, Brand name and refrigerant label	3P174603-1		A5E, A9B, A12F, A15BR, A15C, A15D, A15E, A15F, A15G, A15GR, A15H, A15J, A18D, A29A, A32A, A32B, A33A, A35, A35A, A36, A36A	
G6		1267990		Caution label, service port	3P083395-1	English/Japanese	A4	
G11		1268126		Name plate, recorder box	3P010003-1	English/Japanese	A4, A5, A5A, A5B, A5BR	
G11				Recorder box Name plate	3P116519-1		A9R, A24	
G14		1660715		Recorder box Name plate	3P116519-1		A12A, A12B, A12C, A12D, A12E, A12F, A28	
G14		1295661		Recorder box Name plate	3P065731-1		A12	
G11		1295661		Recorder box nameplate	3P065731-1		A5B, A5BR, A5C, A5D, A5E, A9, A9A, A9B, A9R, A11, A19, A20, A26, A26A, A26B, A26C	
G11		1690110		Name plate, recorder box	3P113107-1		A17, A17A, A35, A35A	
G13		1690110		Name plate, recorder box	3P113107-1		A18B, A18C, A18D	
G12		1268133		Name plate, return	4PA55459-1	English	A4, A5, A5A, A5B, A5BR, A5C, A5D, A5E, A9, A9A, A9B, A9R, A11, A12, A12A, A12B, A12C, A12D, A12E, A12F, A17, A17A, A18, A18A, A18B, A18C, A18D, A19, A20, A21, A21A, A21B, A21C, A23, A23A, A24, A26, A26A, A26B, A26C, A28, A29, A29A, A30, A35, A35A	
G12		1381346		Name plate, return	4P103582-1		A14, A15, A15A, A15AR, A15B, A15BR, A15C, A15D, A15E, A27, A27A, A27B, A31, A31A, A32A, A32B	
G14		1268140		Name plate, sheet key operation	3P083304-1	English/Japanese	A4	
G14		1381416		Name plate, emergency	3P069655-1		A33, A33A	
G25		1381416		Name plate, emergency	3P069655-1		A15J, A32A, A32B, A36A	
G18		1268188		Name plate, emergency	2P083292-1	English/Japanese	A4, A5, A14, A15, A15A, A15AR, A15B	
G18		1622511		Emergency name plate	4P156327-1		A31, A31A, A31B	
G21		1268171		Name plate, USDA	3P009424-1	English	A28	
G21		1448326		Name plate, USDA	3P113946-1	English	A18, A18A, A18B, A18C, A18D, A30	
G23		1268171		Name plate, USDA	3P009424-1	English	A11, A26, A26A, A26B, A26C	
G23		1381391		Name plate,USDA	3P074006-1		A14, A15, A15A, A15AR, A15B, A15BR, A15C, A15D, A15E, A15F, A15G, A15GR, A15H, A15J, A27, A27A, A27B, A31, A31A, A31B, A32A, A32B, A36, A36A	
G23	A	0798307		Sensor(RSS)	3PA61769-4	ST9503-4(green, green)	A4	
G25		1372498		INST. Card(emergency & service port)	3P092354-1		A9A	

• When ordering the parts whose No. are not shown in the PARTS NO. column, be sure to describe DWG. NO..

• 部品番号欄が空白になっている部品は、図面番号で、指示願います。



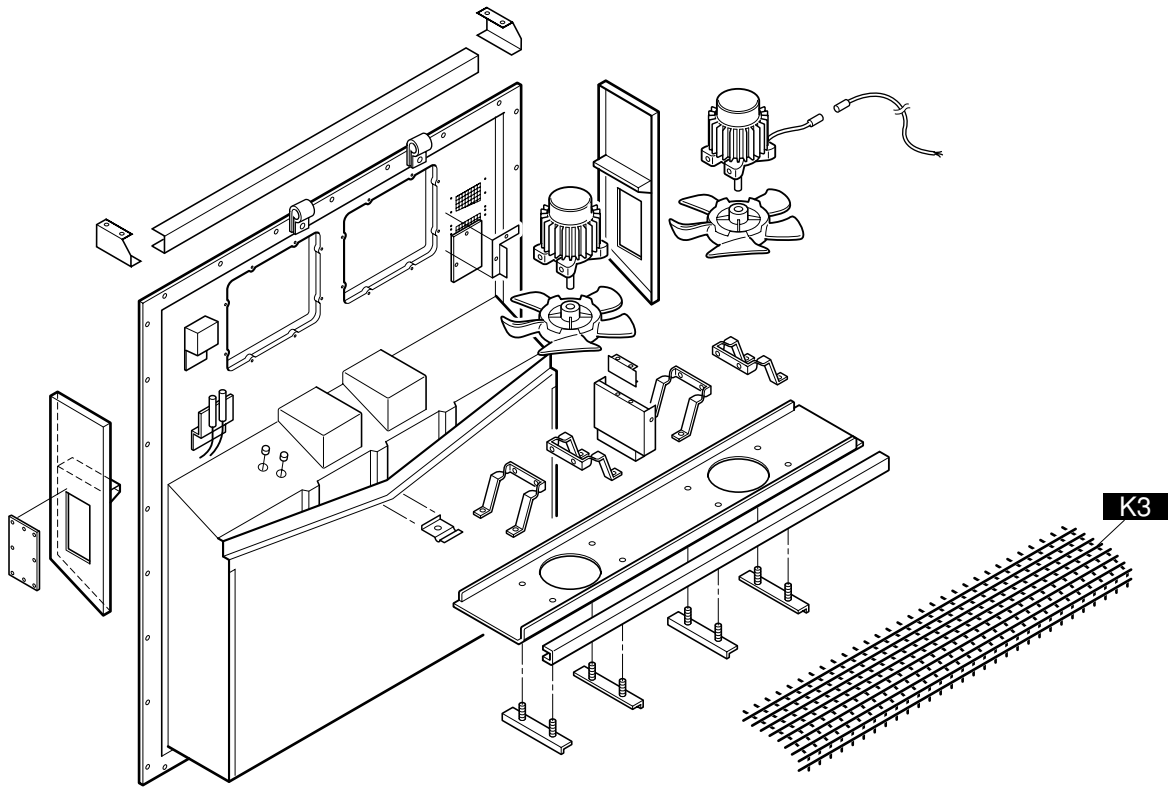




NO. 符号	INDEX	PARTS NO. 部品番号	Substitute 代替部品	PARTS NAME	DWG. NO. 図面番号	TYPE SPECIFICATION 形式 仕様	MODEL 機種名	NOTE 備考
J6		0468839		Noise filter(for modem)	3EA76001-1		A4, A9, A9A, A9B, A9R, A11, A12, A12A, A12B, A12C, A12D, A12E, A12F, A15B, A15BR, A15C, A15D, A15E, A15F, A15G, A15GR, A15H, A15J, A17, A17A, A19, A20, A21A, A21B, A21C, A23A, A24, A26, A26A, A26B, A26C, A27, A27A, A27B, A28, A29, A29A, A31, A31A, A31B, A32A, A32B, A33, A33A, A35, A35A, A36, A36A	
J11		0468839		Noise filter	3EA76001-1		A5BR	

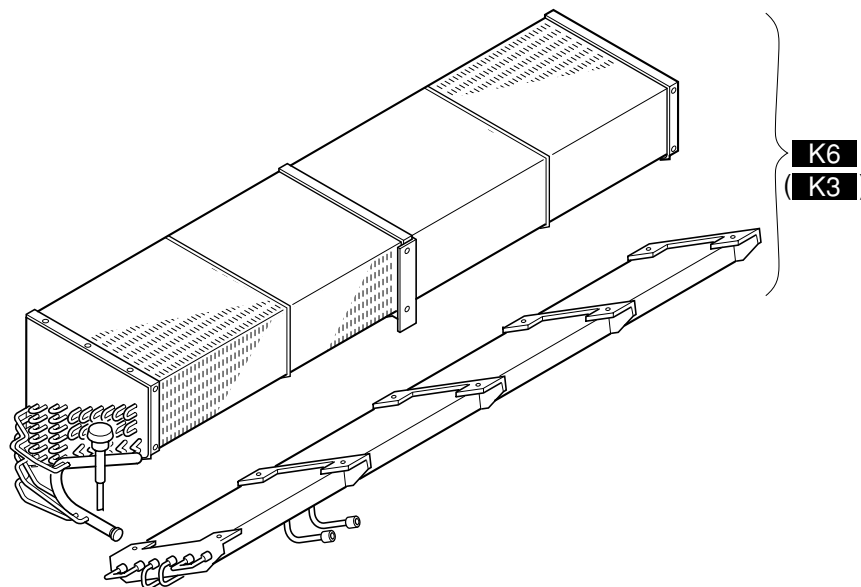
1. Indoor fan guard

1. 庫内ファンガード



2. Evaporator coil

2. 蒸発器コイル組立品



NO. 符号	INDEX	PARTS NO. 部品番号	Substitute 代替部品	PARTS NAME	DWG. NO. 図面番号	TYPE SPECIFICATION 形式 仕様	MODEL 機種名	NOTE 備考
K3		1683927		Evaporator ass'y	2P163797-1	CRB-LXE10E9	A26C	
K3		1261031		Evaporator ass'y	2P033114-2	CRB-LXE10E4	A4	
K3		1380691		Evaporator ass'y	2P071832-1	CRB-LXE10E1	A26, A26A, A26B	
K3		1549724		Evaporator ass'y	2P089487-2	CRB-LXE10E6	A5, A5A, A17, A17A, A21, A35, A35A	
K3		1562789		Evaporator ass'y	2P089487-1	CRB-LXE10E5	A5B, A5BR, A5C, A5D, A5E, A9, A9A, A9B, A9R, A11, A19, A20, A23, A24, A29, A29A	
K3		1605307		Inside fan cover stay	3P150525-1		A15B, A15BR, A15C, A15D, A15E, A15F, A15G, A15GR, A27A, A27B, A31, A31A, A31B, A33, A33A	
K6		1683927		Evaporater ass'y	2P163797-1	CRB-LXE10E9	A15D, A15E, A15F, A15G, A15GR, A15H, A31B, A32A, A33, A36	
K6		1380691		Evaporator ass'y	2P071832-1	CRB-LXE10E1	A14, A15, A15A, A15AR, A15B, A15BR, A15C, A27, A27A, A27B, A31, A31A	
K6		1787470		Evaporator ass'y	2P195931-1	CRB-LXE10E15	A15J, A32B, A33A, A36A	

<https://daikin-p.ru>

MEMO

<https://daikin-p.ru>

MEMO

<https://daikin-p.ru>

MEMO

<https://daikin-p.ru>

<<REGIONAL PARTS CENTERS>>

Japan	DAIKIN INDUSTRIES,LTD. SAKAI PARTS CENTER 9 Ishizu-nishimachi, Sakai-shi, Nishi-ku, Osaka 592-8332, Japan TEL: 81-722-41-9103, FAX: 81-722-43-1290
Asia	DAIKIN ASIA SERVICING PTE.LTD. 19 Loyang Way #02-21,Singapore 508724 TEL: 65-6546-8678, FAX: 65-6546-9727
Europe	DAIKIN EUROPE N.V. Zandvoordestraat 300, B-8400 Oostende, Belgium TEL: 32-59-558360 , FAX: 32-59-558361
U.S.A.	DAIKIN U.S.CORPORATION C/O Sumitomo Warehouse(USA) Inc. 19301 Pacific Gateway Drive Torrance CA 90502 USA TEL: 1-310-769-0105, FAX: 1-310-769-0304

<<SATELLITE PARTS CENTERS>>

EUROPE (LA SPEZIA, ITALY)	CONTREPAIR SRL. Via Di Bolano, La. Spezia, Italy TEL: 39-0187-630-319, FAX: 39-0187-630445
NORTH AMERICA (VANCOUVER, CANADA)	HIWAY REFRIGERATION LTD. 1462 Mustang Place, Port Coquitlam, BC V3C 6L2, Canada TEL: 1-604-944-0119, FAX: 1-604-944-7521
CENTRAL AMERICA (COLON, PANAMA)	MANZANILLO INTERNATIONAL TERMINAL S.A. Coco Solo, Colon Free Zone, PO Box 320039, Colon, Rep. of Panama TEL: 507-430-9800, FAX: 507-430-9919
SOUTH AMERICA (SANTIAGO, CHILE)	SERVICIOS INTEGRADOS DE TRANSPORTES S.A. Av. Jorge Alessandri R. 10.700 Santiago, Chile TEL: 56-2-540-2100, FAX: 56-2-854-2072
SOUTH AMERICA (MONTEVIDEO, URUGUAY)	COMISLEND S.A. Ruta 8 Km. 17500 Local 211 Planta Alta, Uruguay Montevideo Free Trade Zone (Zonamerica SA) TEL:598-2-518-2062, FAX:598-2-518-2062
AUSTRALIA (SYDNEY, AUSTRALIA)	DAIKIN AUSTRALIA PTY,LTD. 77-83 Alfred Rd. Chipping Norton N.S.W.2170, Australia TEL: 61-2-9725-8844, FAX: 61-2-9755-3719
NEW ZEALAND (AUCKLAND, NEW ZEALAND)	RYDERS CUSTOMS & FORWARDING LTD. 167 Montgomerie Road, Mangere, Auckland, New Zealand TEL: 64-9-275-5229, FAX: 64-9-275-3004
SOUTH AFRICA (CAPE TOWN, SOUTH AFRICA)	SACD Crossquay Road, Off Duncan Road, Table Bay Harbor, Cape Town, 8001 P.O.Box 662, South Africa TEL: 27-21-421-4221, FAX: 27-21-419-8461
SINGAPORE	EASTERN (1961) COMPANY PTE. LTD. 20 Tagore Lane Singapore 787478 TEL: 65-6452-1950, FAX: 65-6459-1790
HONG KONG	MING FUNG REEFER CONTAINER SERVICE CO. Rm.12, 5/FI., Golden Industrial Bldg., 16-26 Kwai Tak Street, Kwai Chung, N.T., Hong Kong TEL: 852-2418-2882, FAX: 852-2481-0208

DAIKIN INDUSTRIES, LTD.

Head Office: Umeda Center Bldg., 4-12, Nakazaki-Nishi 2-chome, Kita-ku Osaka, 530-8323 Japan
Tokyo Office: JR Shinagawa East Bldg., 10F 18-1, Konan 2-chome, Minato-ku Tokyo, 108-0075 Japan.